




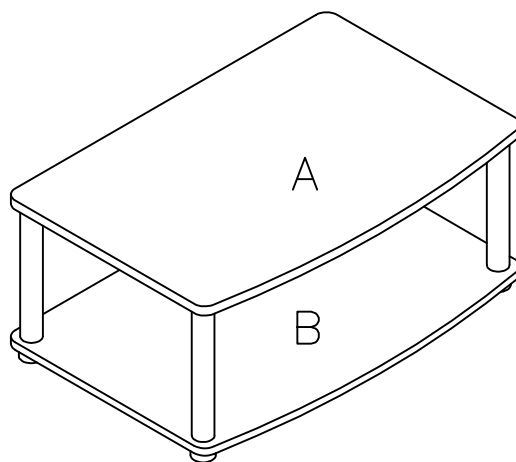


2 TIER SWIVEL TV STAND

NO	PARTS LIST	QTY
A	TOP PANEL 	1pc
B	BOTTOM PANEL 	1pc

NO	HARDWARE LIST	QTY
1	ROUND POLE 	4pcs
2	ROUND LEG 	4pcs
3	INSERT CAP 	4pcs



BEFORE YOU BEGIN, PLEASE READ ASSEMBLY INSTRUCTIONS CAREFULLY. FOLLOW THEM STEP BY STEP.

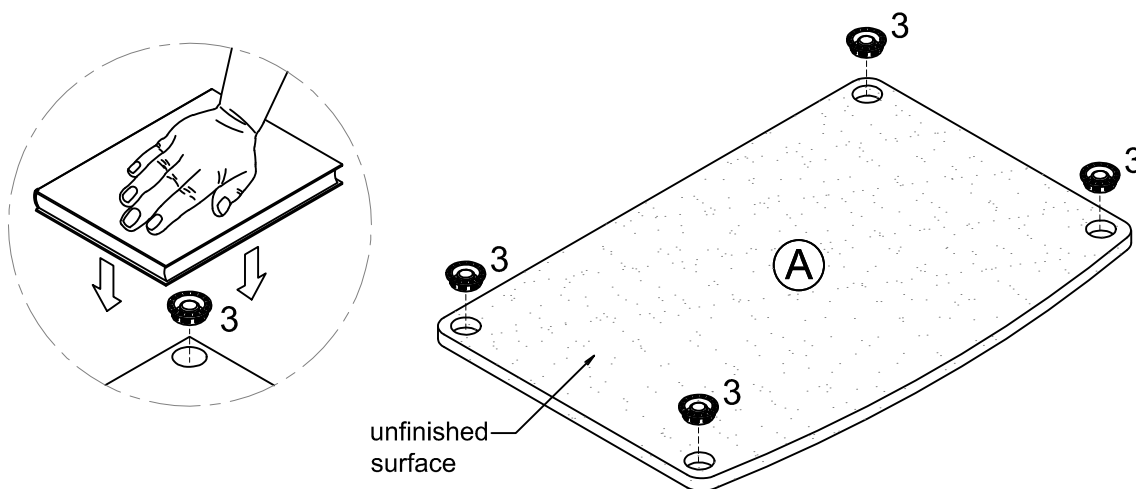
CAUTION:

1. ADULT SUPERVISION IS REQUIRED DUE TO SMALL PARTS.
CARE SHOULD BE TAKEN IN THE UNPACKING AND ASSEMBLY OF THE PRODUCT.
2. ASSEMBLE ON SOFT SURFACES TO PREVENT DAMAGE TO THE PRODUCT FINISH.
3. MAKE SURE ALL PARTS ARE INCLUDED BEFORE ASSEMBLY.

STEP 1

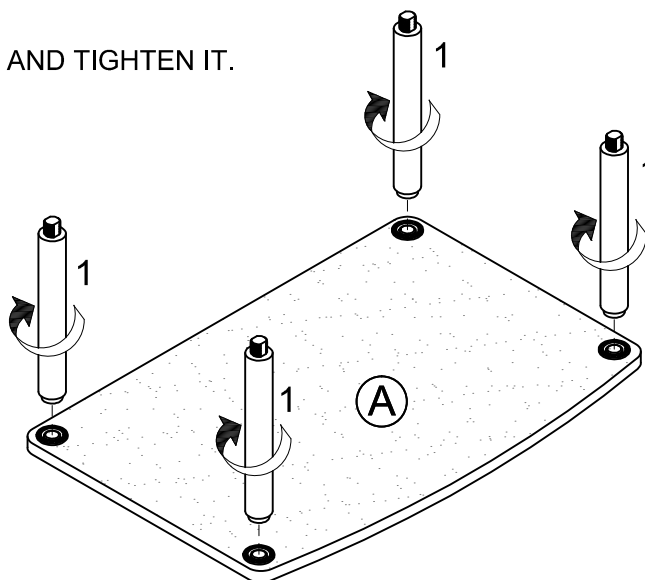
ASSEMBLY INSTRUCTION

INSTALL INSERT CAP (3) INTO PANEL (A) , AS SHOWN.



STEP 2

ATTACH POLE (1) TO PANEL (A) AND TIGHTEN IT.



STEP 3

ATTACH PANEL (B) & ROUND LEG (2) TO ASSEMBLY UNIT (A) AND TIGHTEN IT, AS SHOWN.

