

Dear Customer,

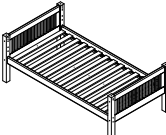
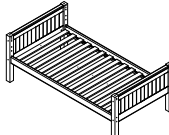
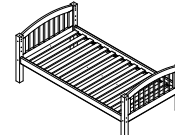
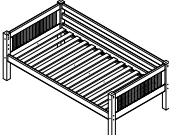
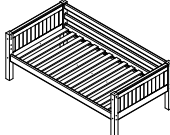
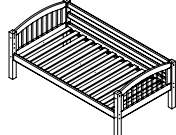
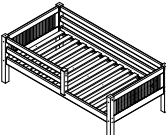
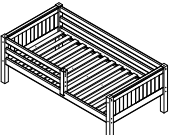
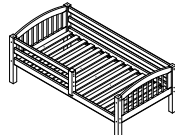
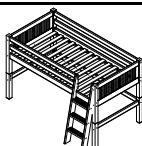





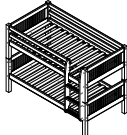
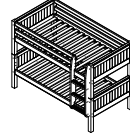

Thank you for purchasing one of our products. Our products are beautifully designed for style, functionality and flexibility as your child grows! All furniture is non-toxic, eco-friendly and made from 100% solid wood with no MDF or laminates which allows it to meet and surpass industry quality standards for sustainability and safety.



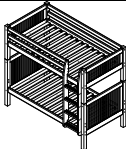




Our beds represent the core building block of our unique bedding system. Our products are unique because just like a child's Lego building blocks which allows you to add and subtract parts, our furniture line has optional parts such as slides, bunk bed kits, under bed storage drawers, trundles and many more parts that will allow you to transform the bed as your needs grow! We created this line so that our customers can add further functionality to the beds by creating interchangeable parts.

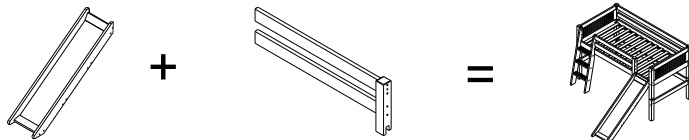
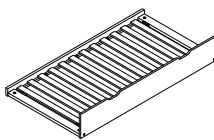


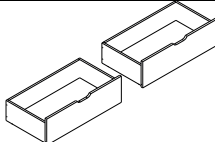
The Flexibility is what we are all about! We offer the best in sturdy, eco-friendly and healthy bedroom furniture for your growing child's needs!

Thank you again for purchasing our products,

“THINKING OUTSIDE OF THE BED”

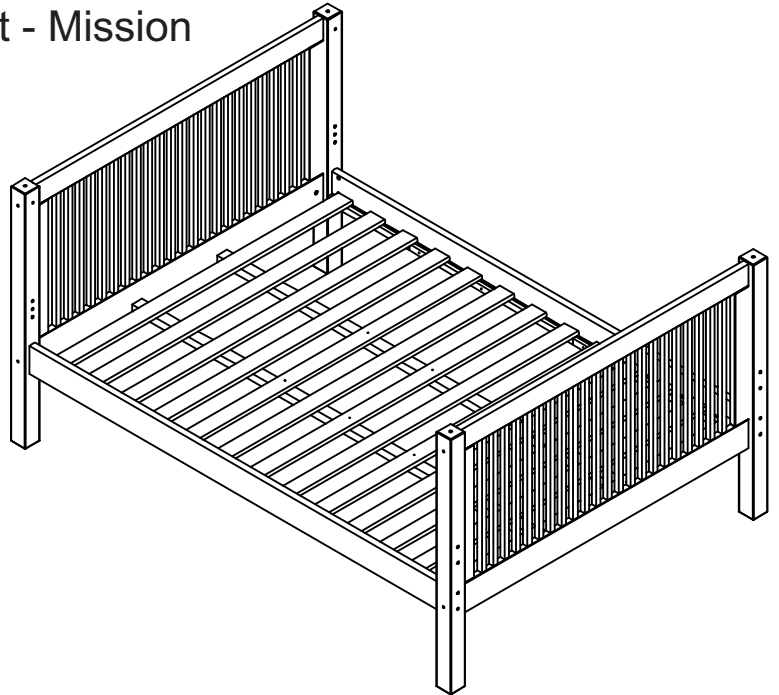
POSSIBLE MODELS AND ITS ACCESSORIES									
Mission			Panel			Arch Spindle			
BASE BED									
									
	1x	twin mission style low head board		1x	twin panel low headboard		1x	arch spindle	
	1x	post for headboard		1x	post for headboard		1x	post for headboard	
	1x	rails for bed with center support		1x	rails for bed with center support		1x	rails for bed with center support	
	1x	wood slats for mattress foundation		1x	wood slats for mattress foundation		1x	wood slats for mattress foundation	
BASE DAYBED									
									
	1x	twin mission style low head board		1x	twin panel low headboard		1x	arch spindle	
	1x	post for headboard		1x	post for headboard		1x	post for headboard	
	1x	rails for bed with center support		1x	rails for bed with center support		1x	rails for bed with center support	
	1x	full length guard rails		1x	full length guard rails		1x	full length guard rails	
	1x	wood slats for mattress foundation		1x	wood slats for mattress foundation		1x	wood slats for mattress foundation	
BASE DAYBED WITH FRONT GUARD RAIL									
									
	1x	twin mission style low head board		1x	twin panel low headboard		1x	arch spindle	
	1x	post for headboard		1x	post for headboard		1x	post for headboard	
	1x	rails for bed with center support		1x	rails for bed with center support		1x	rails for bed with center support	
	1x	full length guard rails		1x	full length guard rails		1x	full length guard rails	
	1x	short length guard rails		1x	short length guard rails		1x	short length guard rails	
	1x	wood slats for mattress foundation		1x	wood slats for mattress foundation		1x	wood slats for mattress foundation	
LOW LOFT BED									
									
	1x	twin mission style low head board		1x	twin panel low headboard		1x	arch spindle	
	1x	post for headboard		1x	post for headboard		1x	post for headboard	
	1x	rails for bed with center support		1x	rails for bed with center support		1x	rails for bed with center support	
	1x	full length guard rails		1x	full length guard rails		1x	full length guard rails	
	1x	mid height loft bed kit		1x	mid height loft bed kit		1x	mid height loft bed kit	
	1x	angle ladder for mid height loft Bed		1x	angle ladder for mid height loft bed		1x	angle ladder for mid height loft bed	
	1x	3/4 long guard rails		1x	3/4 long guard rails		1x	3/4 long guard rails	
	1x	wood slats for mattress foundation		1x	wood slats for mattress foundation		1x	wood slats for mattress foundation	
LOW BUNK BED									
									
	1x	twin mission style low head board		1x	twin panel low headboard		1x	arch spindle	
	1x	post for headboard		1x	post for headboard		1x	post for headboard	
	1x	rails for bed with center support		1x	rails for bed with center support		1x	rails for bed with center support	
	1x	full length guard rails		1x	full length guard rails		1x	full length guard rails	
	1x	3/4 long guard rails		1x	3/4 long guard rails		1x	3/4 long guard rails	
	1x	angle ladder for bunk bed 60"		1x	angle ladder for bunk bed 60"		1x	angle ladder for bunk bed 60"	
	1x	wood slats for mattress foundation		1x	wood slats for mattress foundation		1x	wood slats for mattress foundation	
									
	1x	twin mission style low head board		1x	twin panel low headboard		1x	arch spindle	
	1x	post for headboard		1x	post for headboard		1x	post for headboard	
	1x	rails for bed with center support		1x	rails for bed with center support		1x	rails for bed with center support	
	1x	full length guard rails		1x	full length guard rails		1x	full length guard rails	
	1x	3/4 long guard rails		1x	3/4 long guard rails		1x	3/4 long guard rails	
	1x	attached ladder for bunk bed 60"		1x	attached ladder for bunk bed 60"		1x	attached ladder for bunk bed 60"	
	1x	wood slats for mattress foundation		1x	wood slats for mattress foundation		1x	wood slats for mattress foundation	

BUNK BED					
					
	1x	twin mission style low headboard		1x	twin panel low headboard
	1x	post for headboard		1x	post for headboard
	1x	rails for bed with center support		1x	rails for bed with center support
	1x	tall headboard mission style		1x	tall headboard panel headboard
	1x	posts for headboard		1x	posts for headboard
	1x	full length guard rails		1x	full length guard rails
	1x	3/4 long guard rails		1x	3/4 long guard rails
	1x	angle ladder for bunk bed		1x	angle ladder for bunk bed
	1x	wood slats for mattress foundation		1x	wood slats for mattress foundation
					
	1x	twin mission style low headboard		1x	twin panel low headboard
	1x	post for headboard		1x	post for headboard
	1x	rails for bed with center support		1x	rails for bed with center support
	1x	tall headboard mission style		1x	tall headboard panel headboard
	1x	posts for headboard		1x	posts for headboard
	1x	full length guard rails		1x	full length guard rails
	1x	3/4 long guard rails		1x	3/4 long guard rails
	1x	attached ladder for bunk bed		1x	attached ladder for bunk bed
	1x	wood slats for mattress foundation		1x	wood slats for mattress foundation
HIGH LOFT BED					
					
	1x	twin mission style low headboard		1x	arch spindle
	1x	post for headboard		1x	post for headboard
	1x	rails for bed with center support		1x	rails for bed with center support
	1x	full length guard rails		1x	full length guard rails
	1x	3/4 long guard rails		1x	3/4 long guard rails
	1x	ladder for high loft bed		1x	ladder for high loft bed
	1x	high loft bed kit		1x	high loft bed kit
	1x	wood slats for mattress foundation		1x	wood slats for mattress foundation

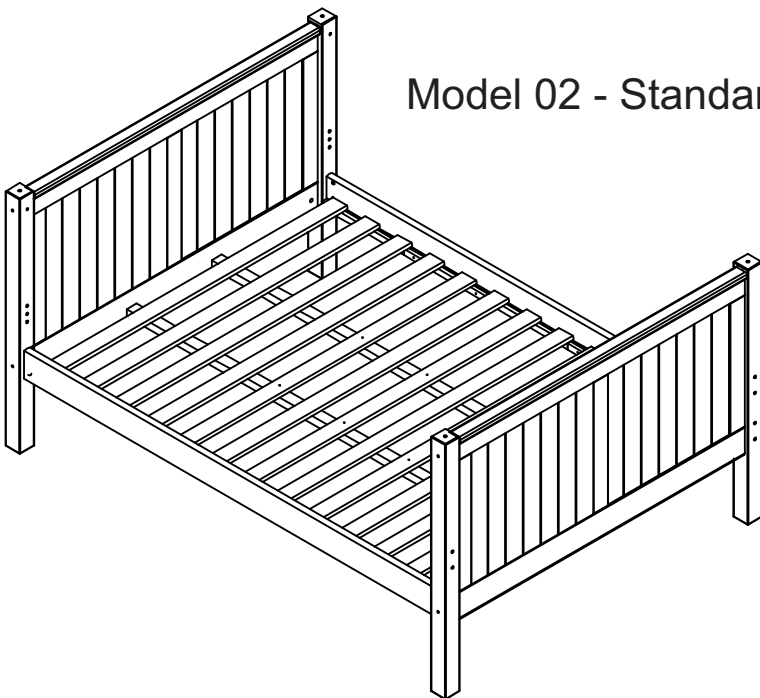
ACCESSORIES					
LOW LOFT BED WITH SLIDE			UNDER BED TRUNDLE		
					
1x	slide for mid height loft bed		1x	short length guard rails	1x trundle
LOW LOFT BED WITH RETRACTABLE DESK					
					
1x	bookcase desk for mid or high loft bed				
HIGH LOFT BED WITH DESK			UNDER BED DRAWERS		
					
1x	long desk for high loft bed		1x	two drawers	

BASE BED HIGH HEAD BOARDS

Model 01 - Standard Bed Height - Mission




Model 02 - Standard Bed Height - Panel



ATTENTION






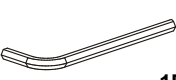


- 1 - Read and observe carefully all the assembly instructions before beginning assembly.
- 2 - The assembly of the product must be done on a clean and flat surface. We suggest to use the packaging to cover the floor to avoid damages.
- 3 - The screw must be tightened periodically.
- 4 - Avoid contact with sharp objects.
- 5 - Avoid banging pieces together.





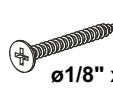
Parts and hardware list for BASE BED.

The hardware is located in carton SKU numbers as indicated below.
Please check all parts available.



Hardware Carton

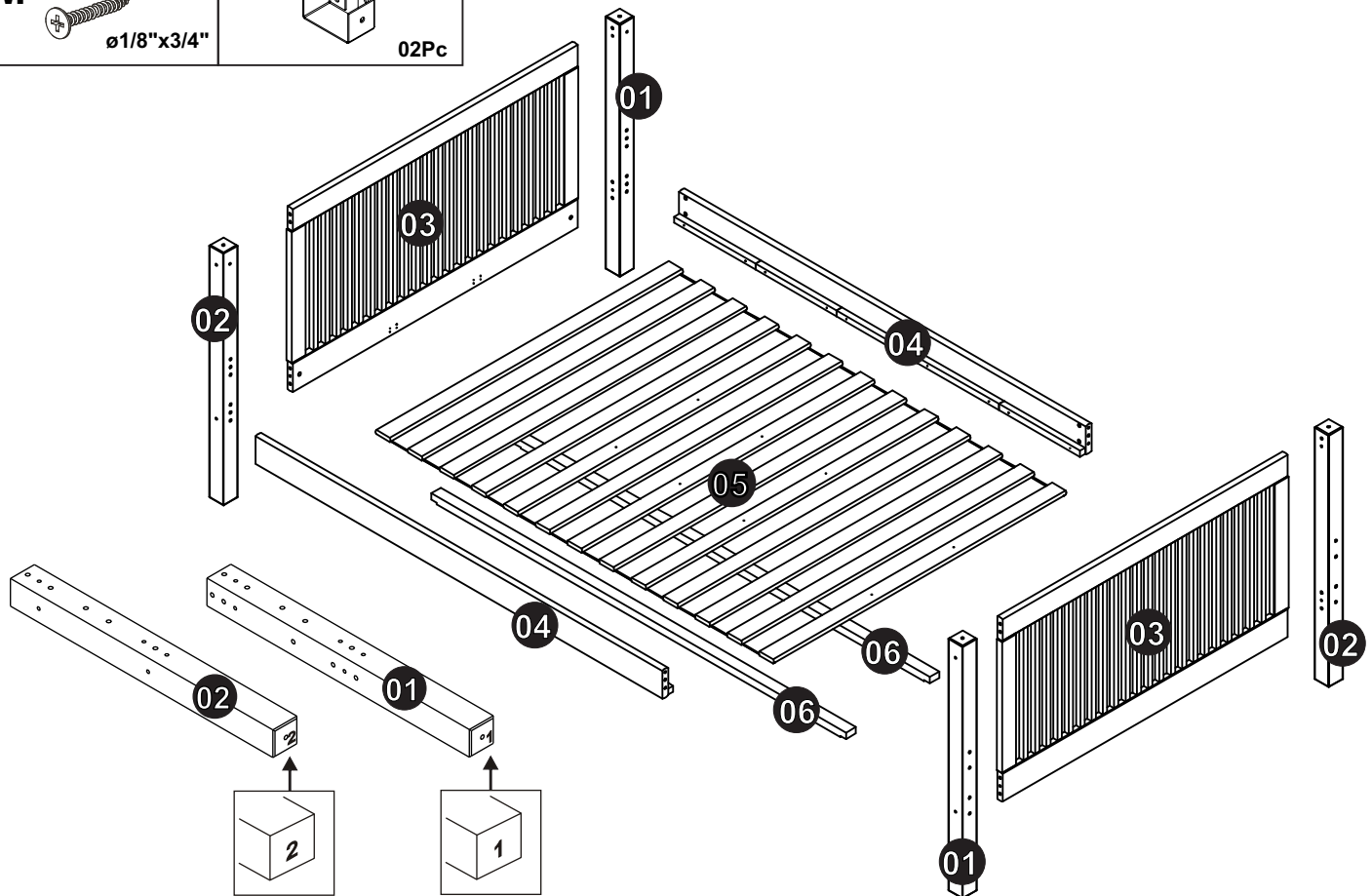
A  16Pc ø3/8" x 1 9/16"	B  12Pc ø1/4" x 4 1/4"	C  12Pc ø1/4"x5/8"	AJ  4Pc ø9/16"	E  24Pc ø3/8"
F  1Pc	G  4Pc ø1/4 x 3 7/8"	I  15Pc ø1/8" x 1 3/8"		

Hardware Carton

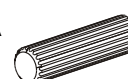




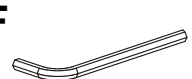




M  12Pc ø1/8"x3/4"	J  02Pc	I  05Pc ø1/8" x 1 3/8"
---	---	---

Hardware Carton

M  12Pc ø1/8"x3/4"	J  02Pc
---	---

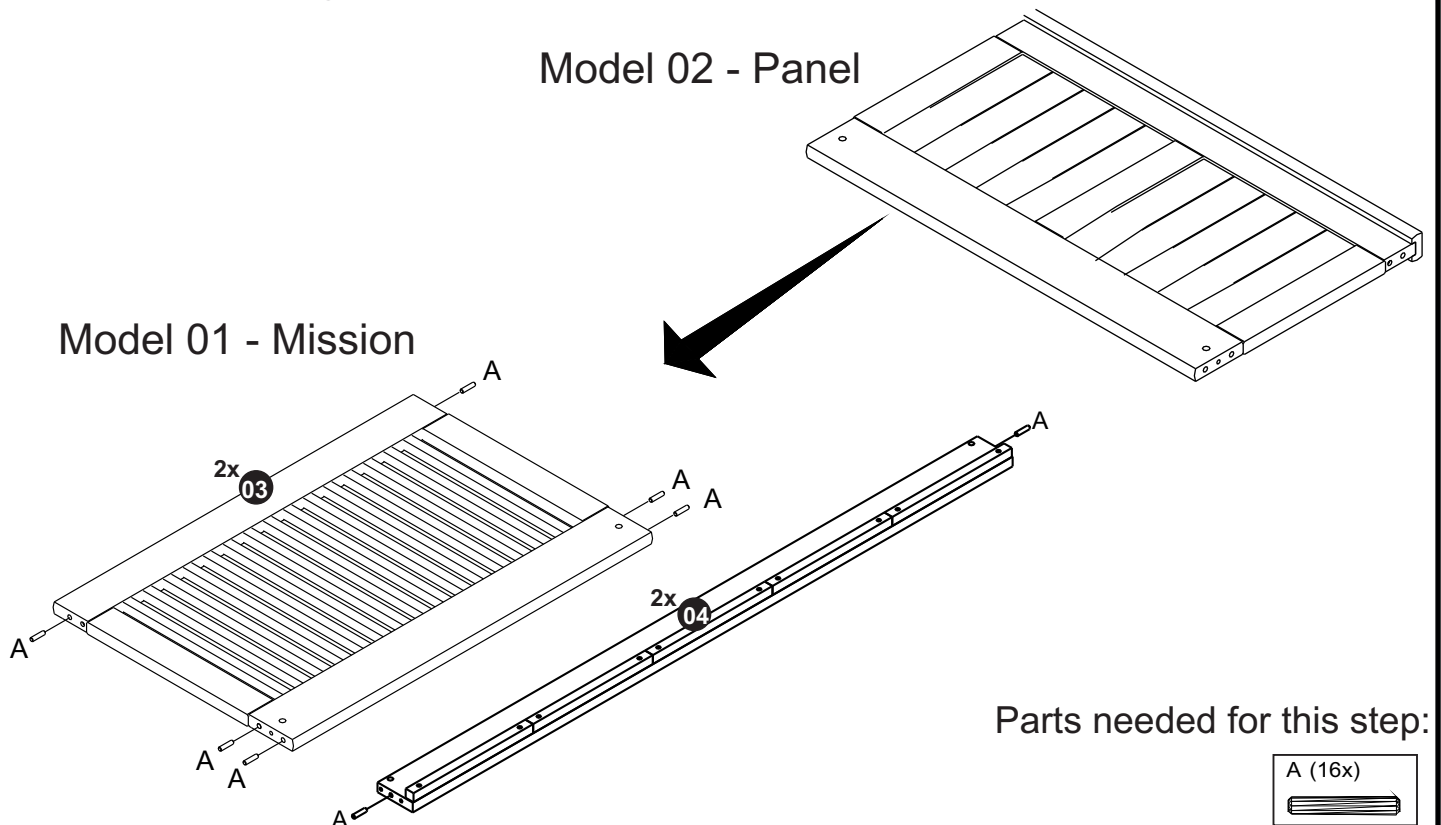


Total Hardware

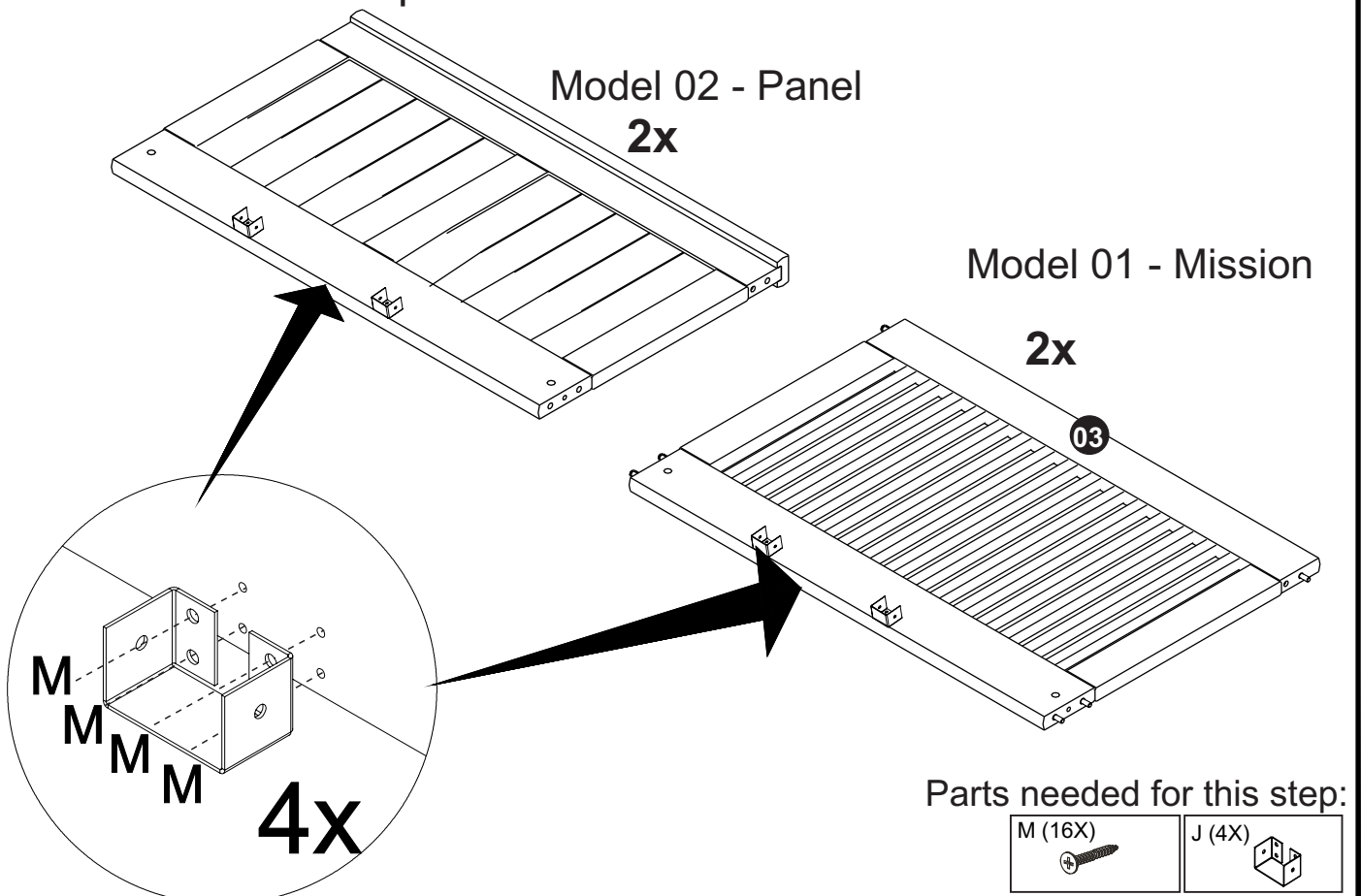
A  16Pc ø3/8" x 1 9/16"	B  12Pc ø1/4" x 4 1/4"	C  12Pc ø1/4"x5/8"	AJ  4Pc ø9/16"	E  24Pc ø3/8"
F  1Pc	G  4Pc ø1/4 x 3 7/8"	I  20Pc ø1/8" x 1 3/8"	M  24Pc ø1/8"x3/4"	J  04Pc

ASSEMBLY INSTRUCTIONS - OPTION 01

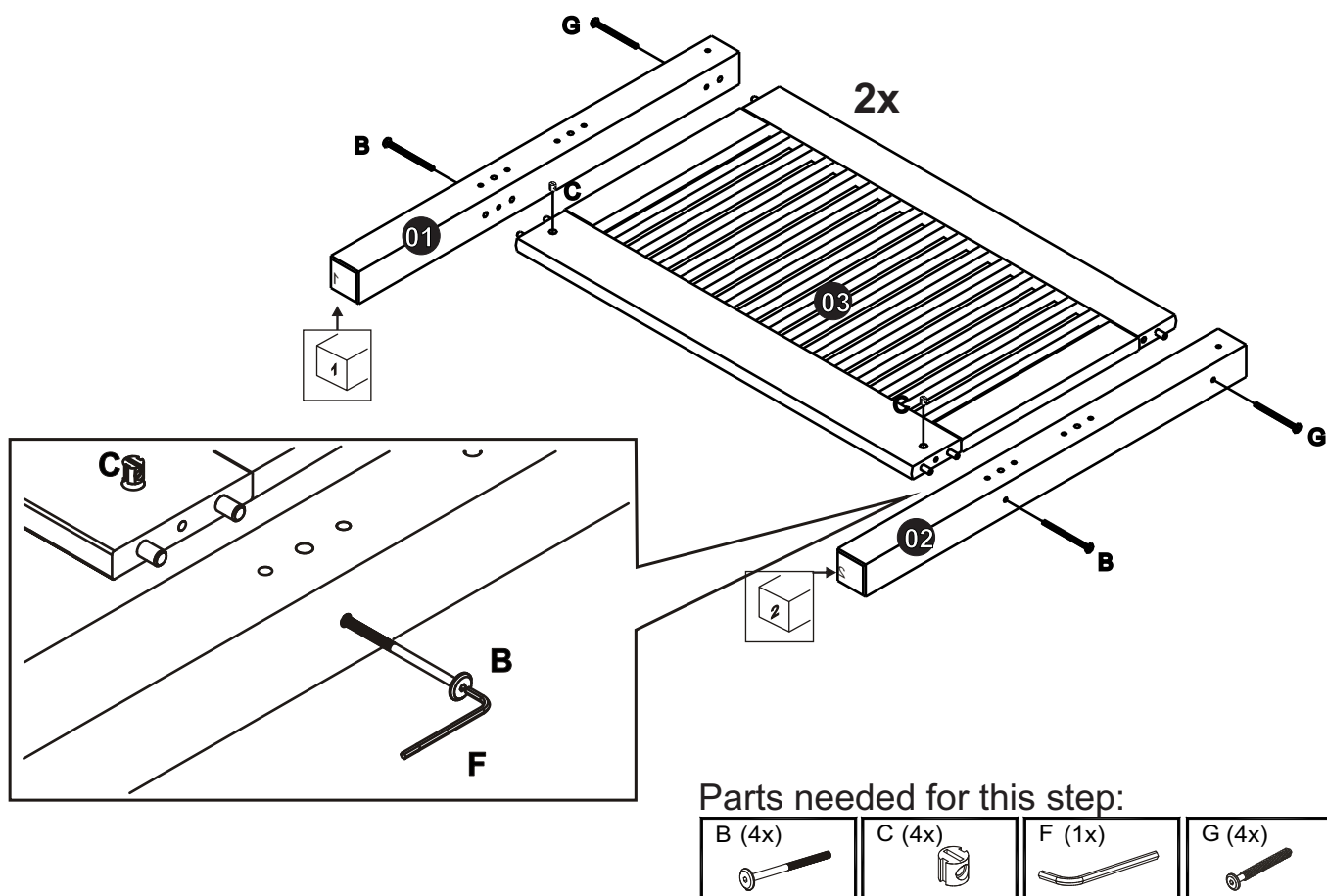
Step 01 - Place wood dowels into head board panels and bed rails, indicated in diagram



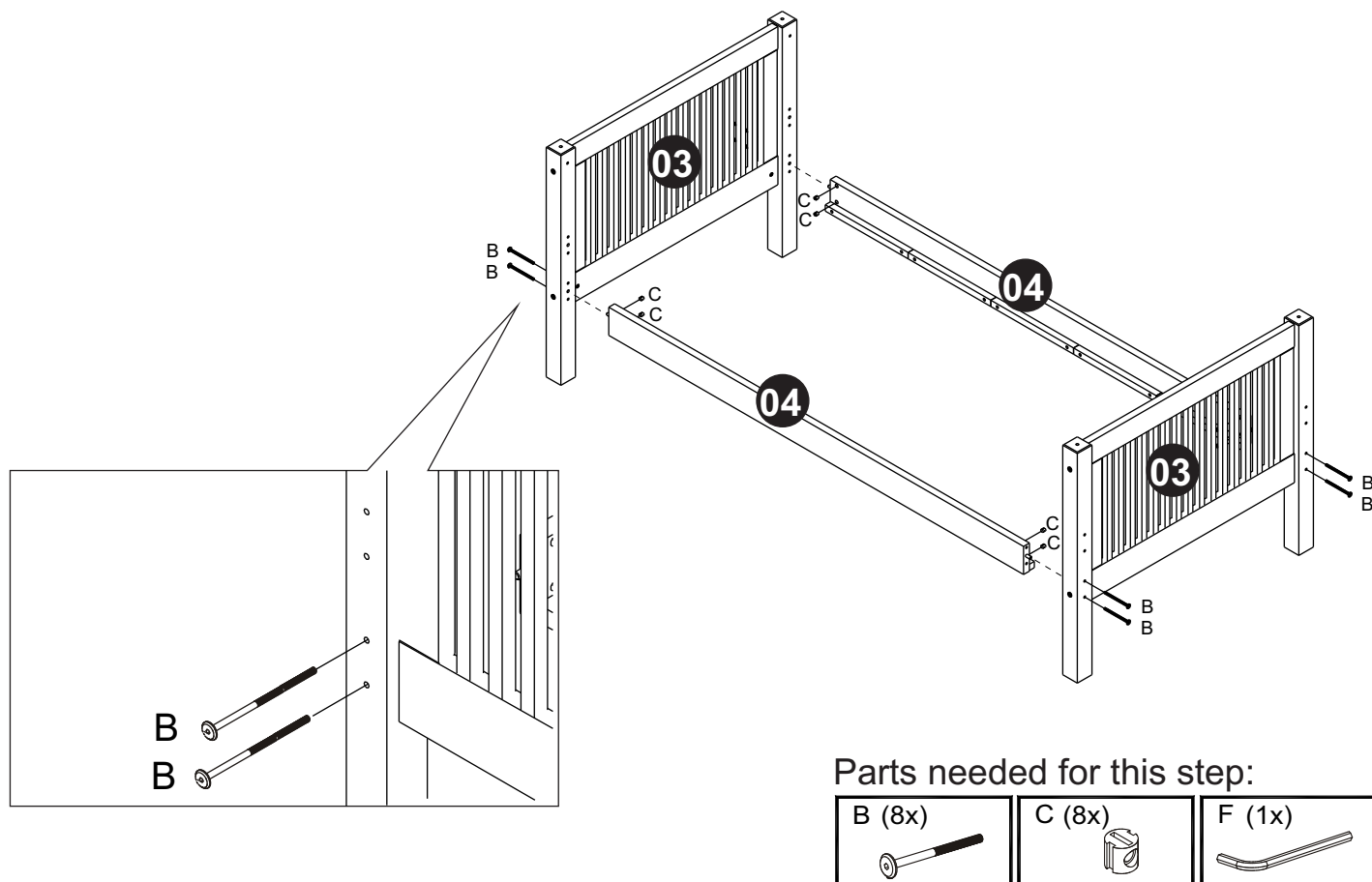
Step 02 - Attach metal center support brackets (parts J x 4) to center of head board panel as indicated.



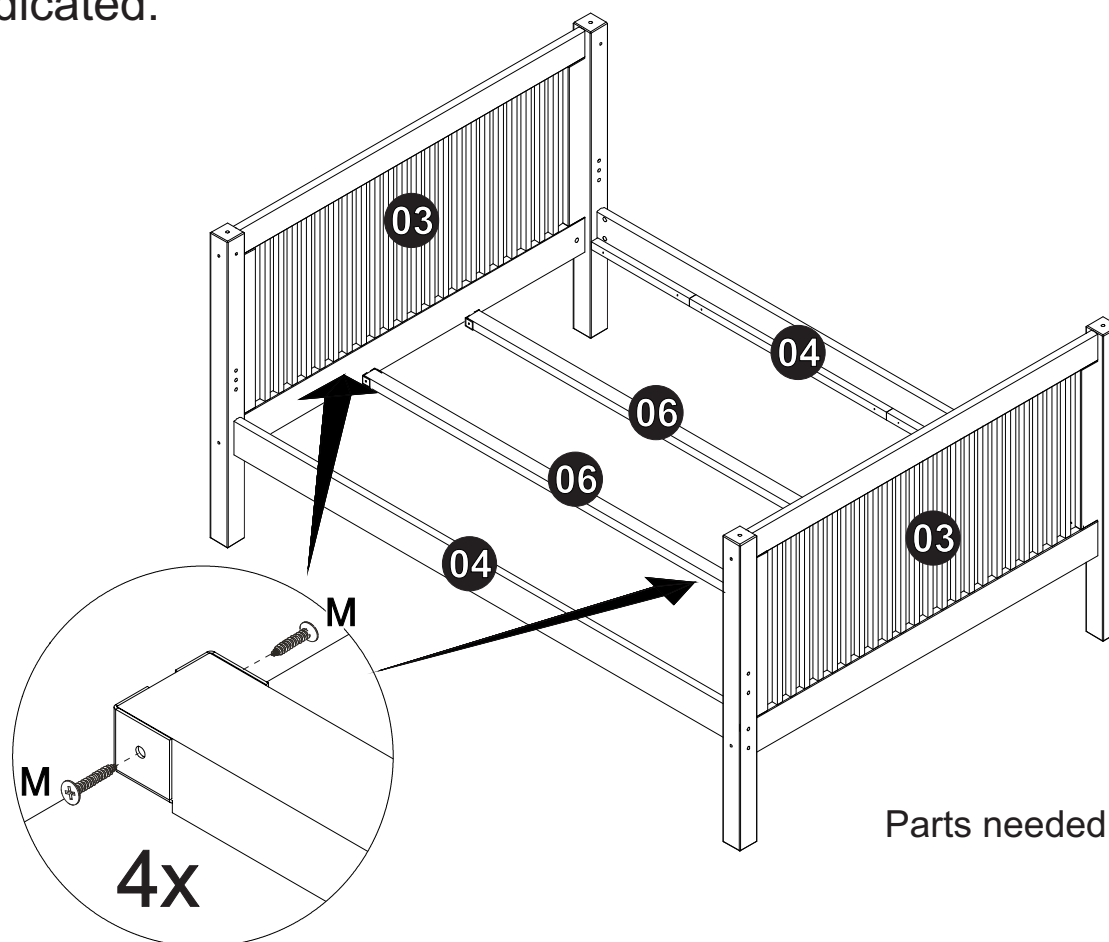
Step 03 - Fasten panel head boards to bed posts (left and right sides).



Step 04 -Fasten bed rails to head board posts.



Step 05 - Place wood center support into metal brackets and fasten as indicated.

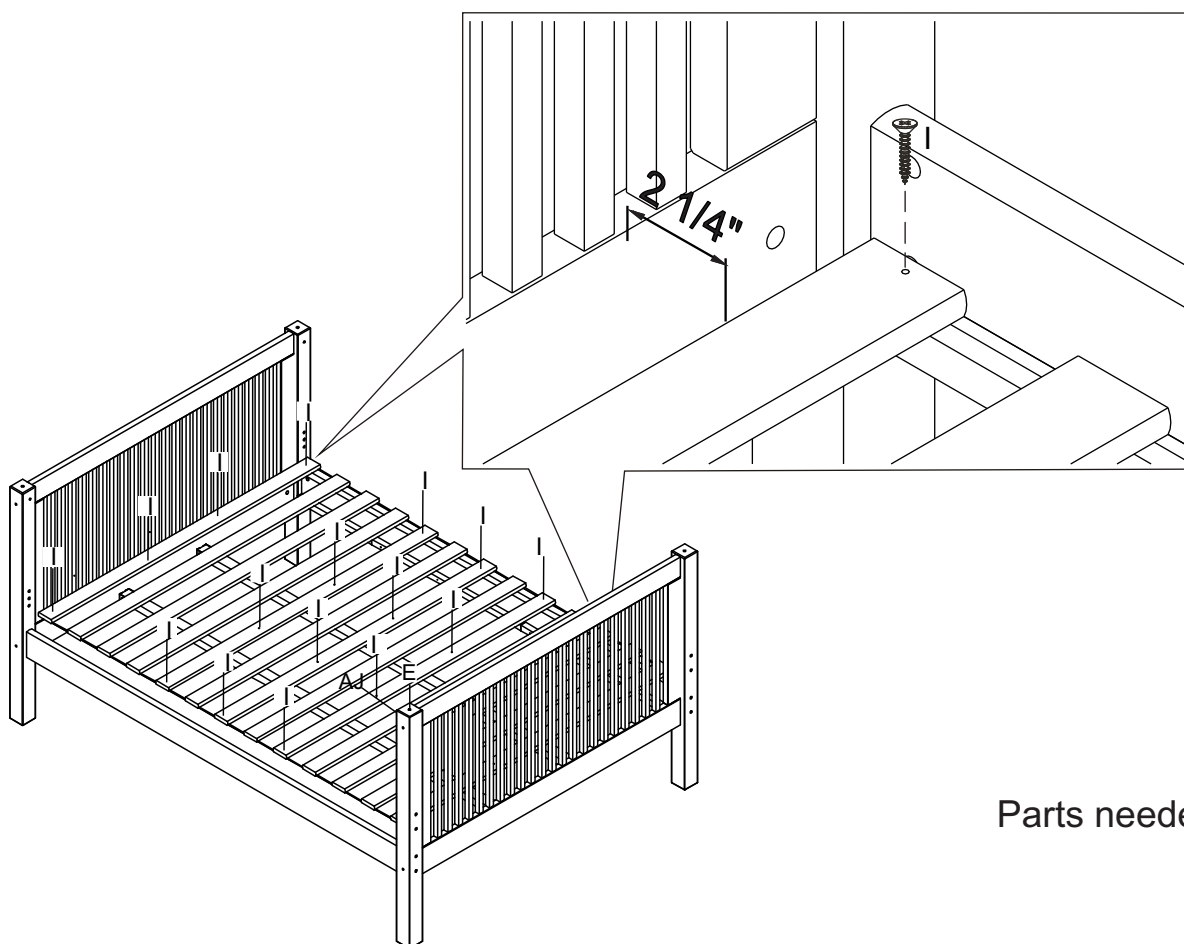


Parts needed for this step:

M (8X)



Step 06 - Attach slat roll foundation to bed rails as indicated.

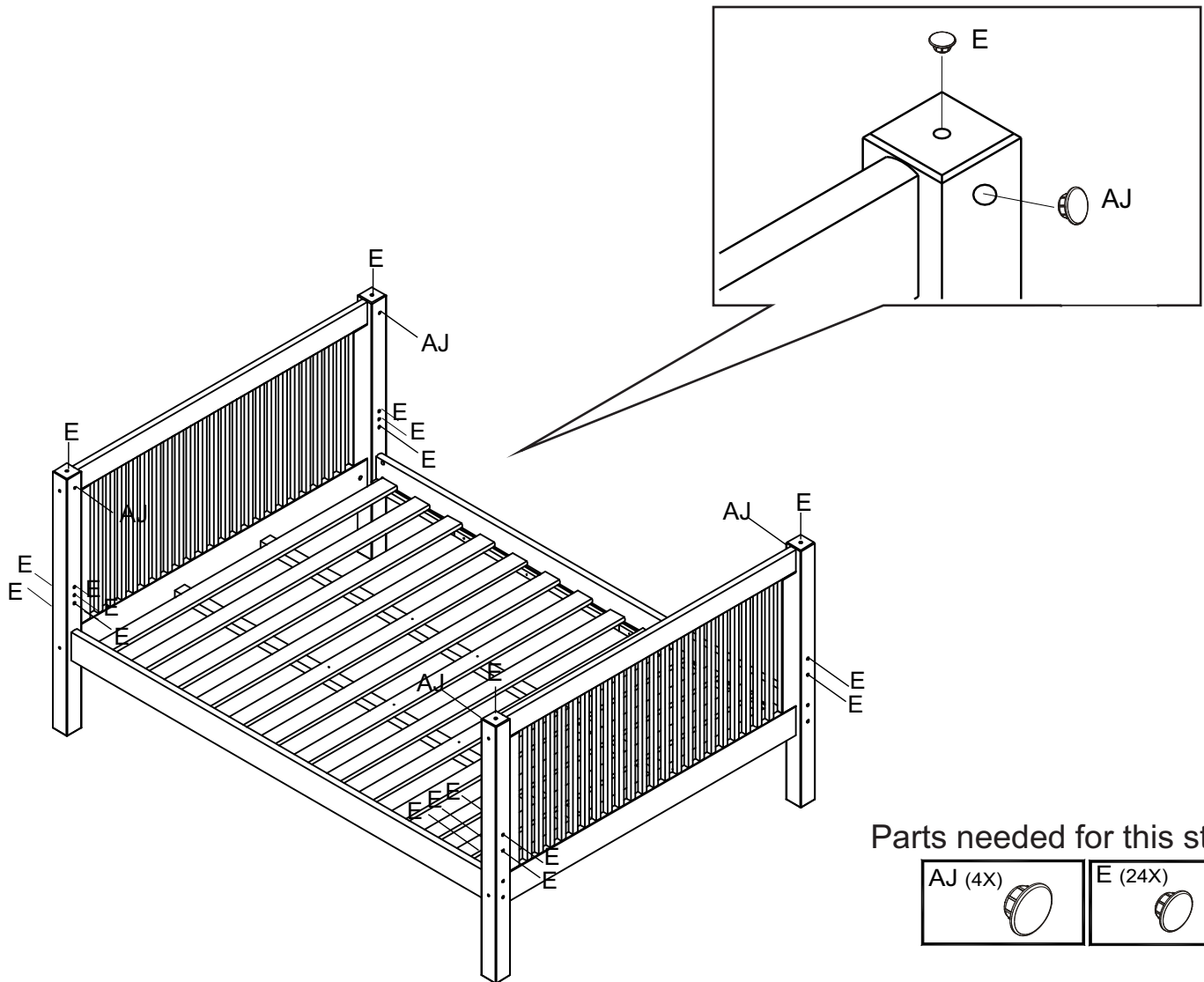


Parts needed for this step:

I (20x)

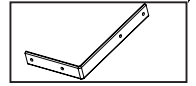


Step 07 - Place plastic plugs into open screw holes:



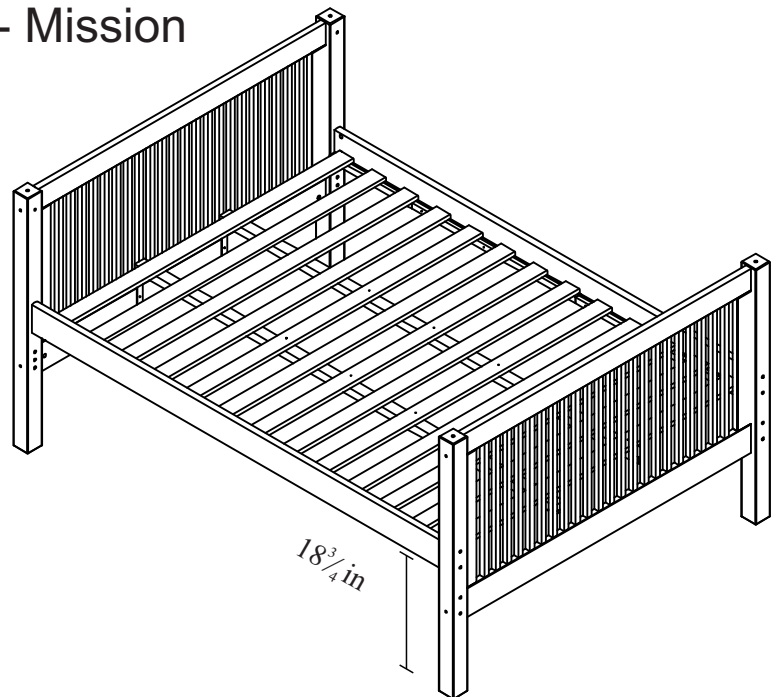
Your bed is now ready for use as is or to be added to other bed configurations, such as Loft Bed, Bunk Bed, etc.

The tall head boards offer the option of adjusting bed rails to higher position for extra under bed storage. Please note that additional metal "L" shaped brackets are needed to be purchased for option 2. Since majority of customers who purchase this bed do not use this option, and in the interest of keeping the costs of bed down, the metal brackets are sold separate. Please contact your local furniture dealer to purchase these parts.

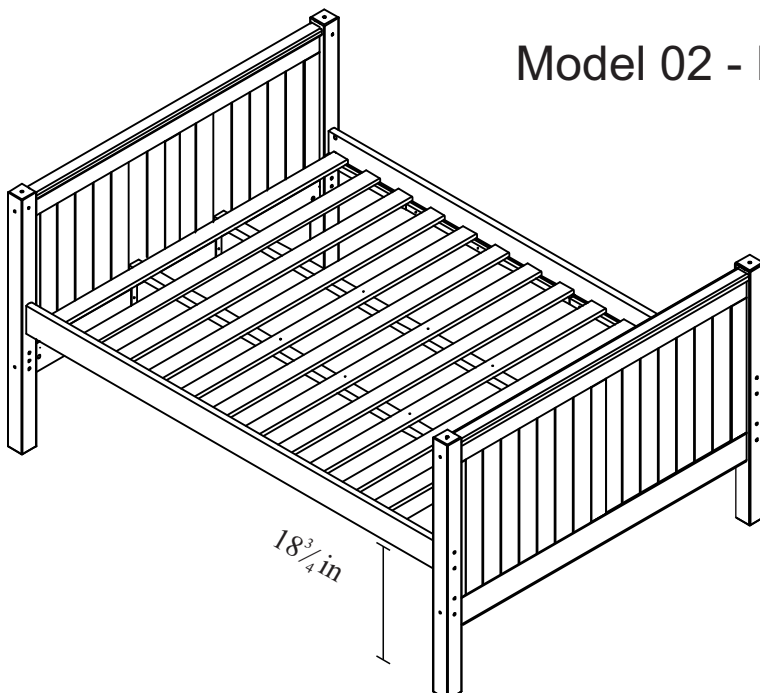


ASSEMBLY INSTRUCTIONS - OPTION 02

Model 01 - High Bed Height - Mission

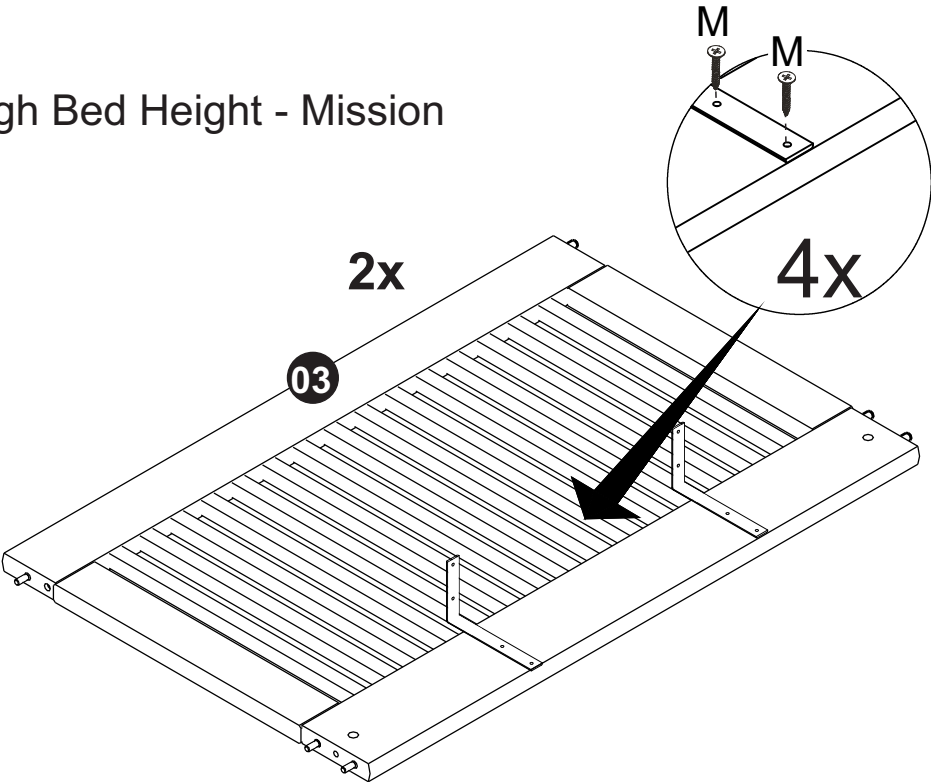


Model 02 - High Bed Height - Panel

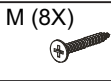
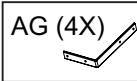


Step 01 -Fasten metal bracket (part AG) to head boards as indicated below.

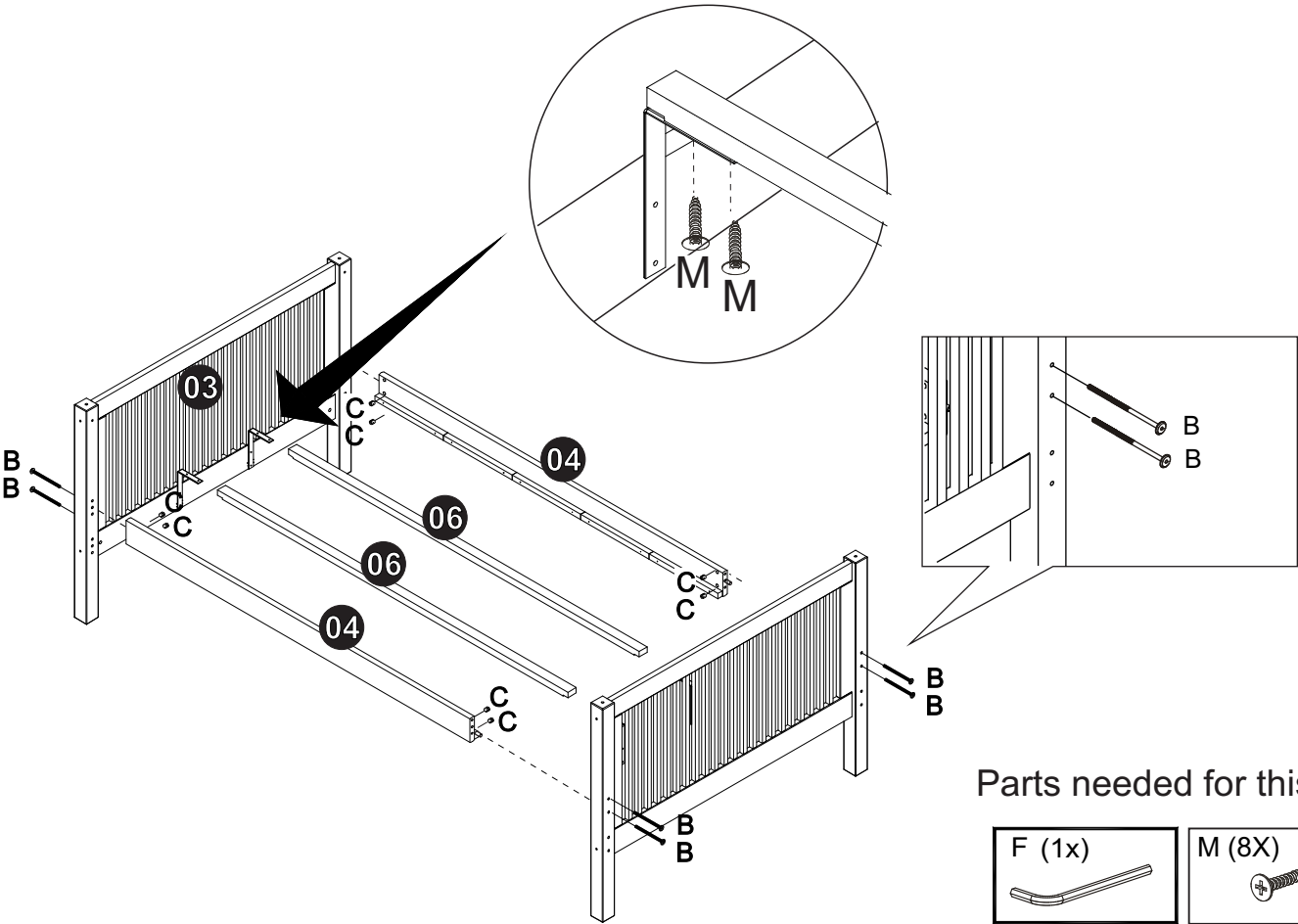
High Bed Height - Mission



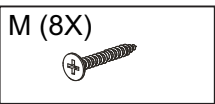
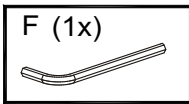
Parts needed for this step:



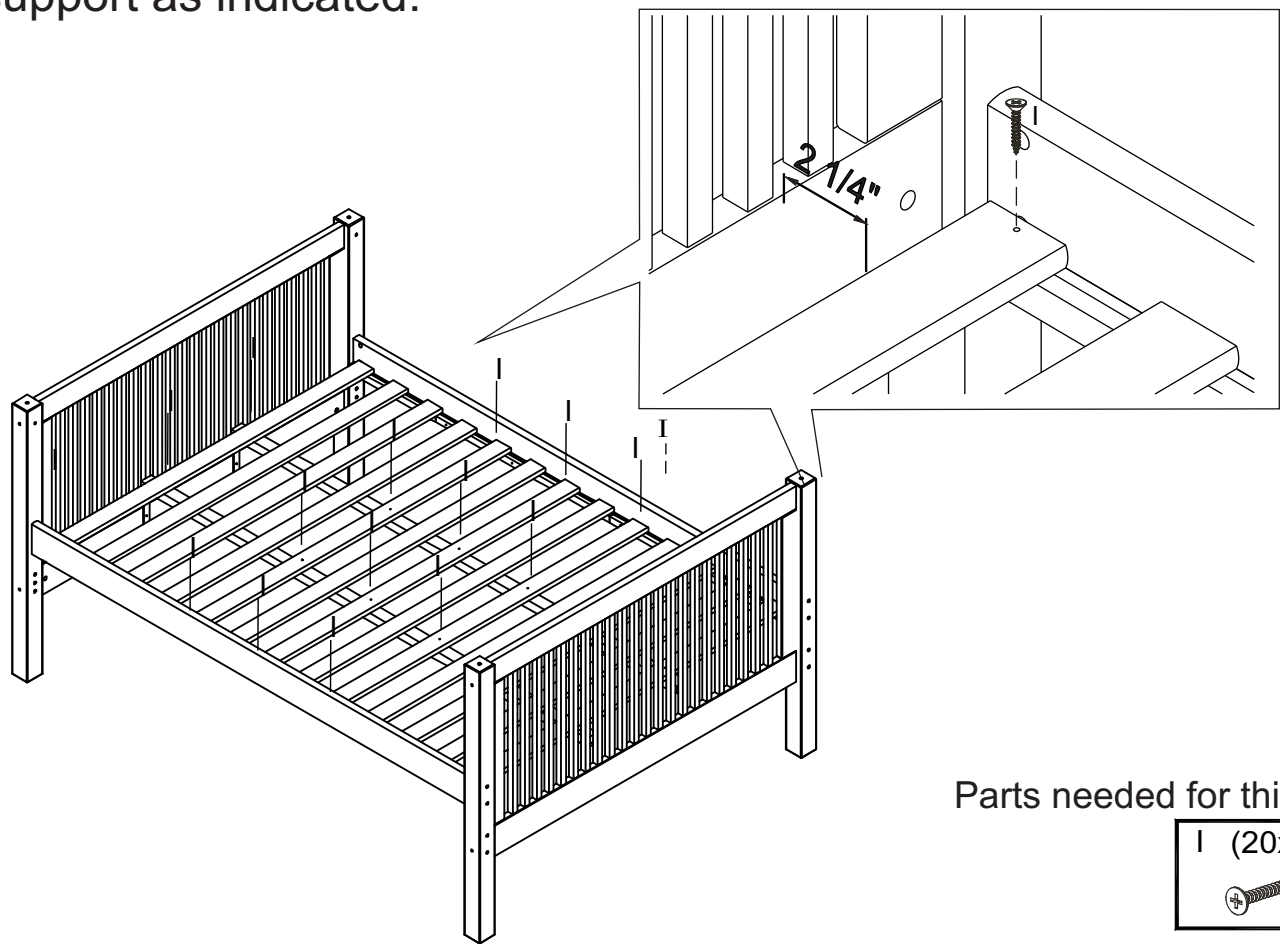
Step 02 - Fasten center support to metal bracket



Parts needed for this step:




Step 03 - Attach slat roll foundation to bed rails and wood center support as indicated.

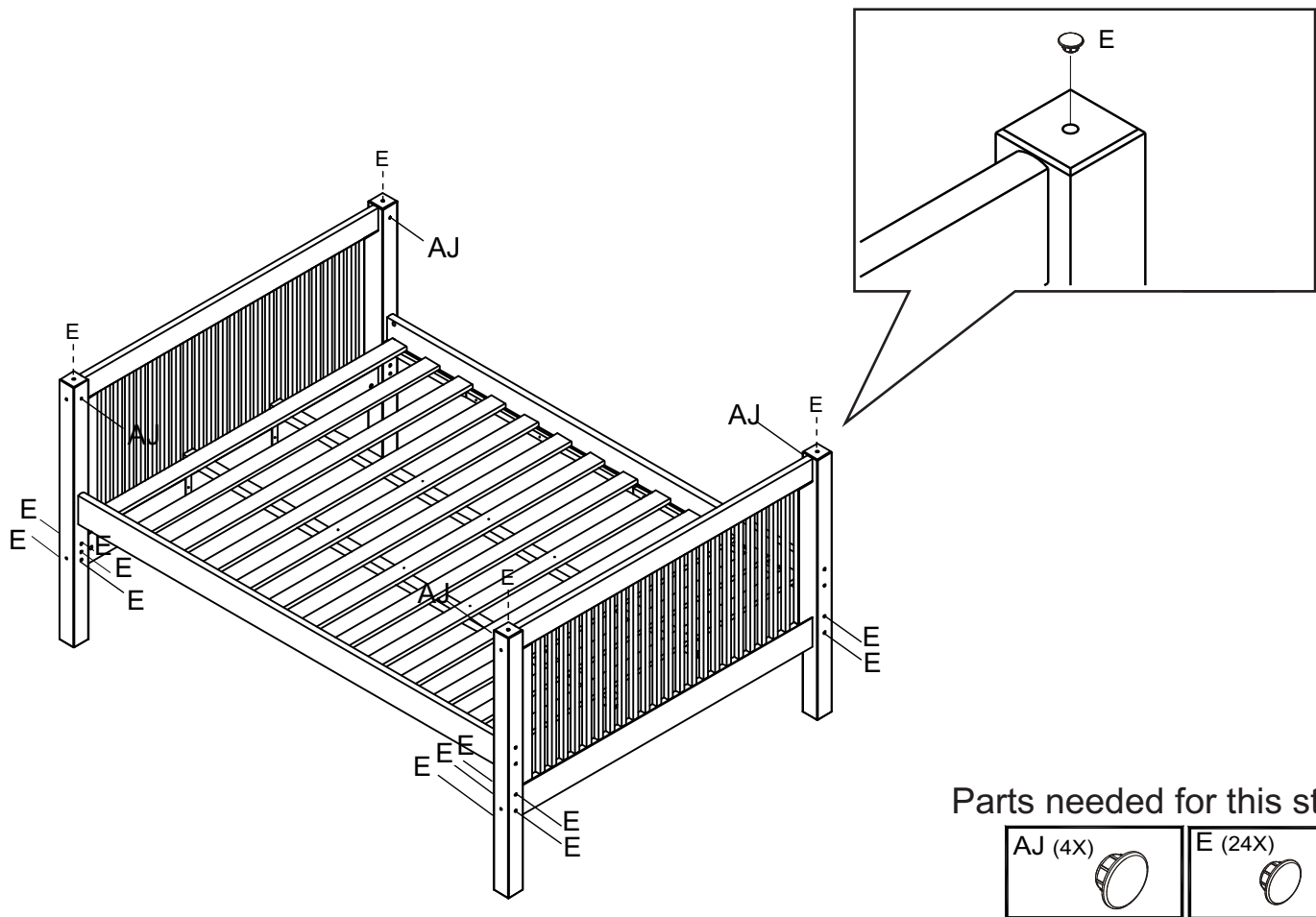


Parts needed for this step:

I (20x)



Step 04 - Place plastic plugs into open holes



Parts needed for this step:

AJ (4X)	E (24X)
---------	---------

