
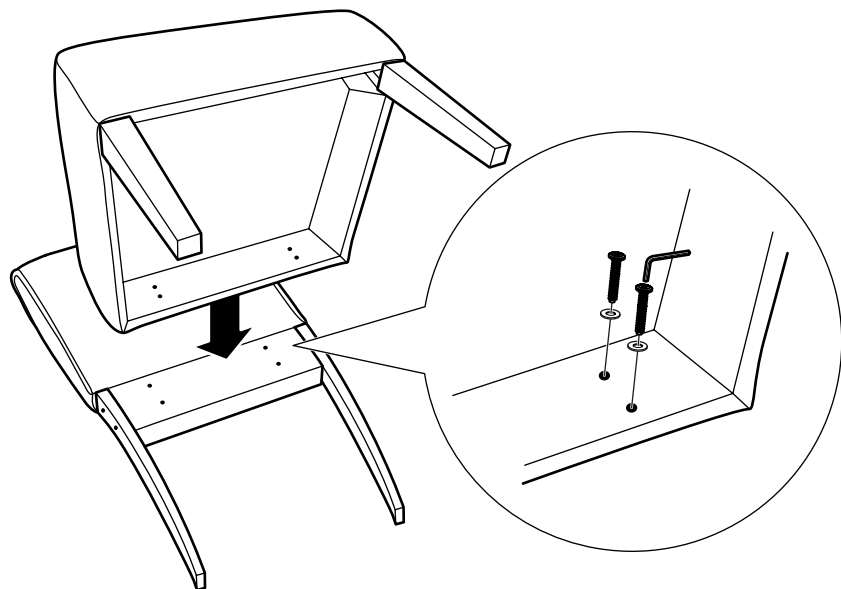


3




Model: \_\_\_\_\_

Lot No: \_\_\_\_\_

Date of Purchased: \_\_\_\_\_

## ACCENT CHAIR



### ADULT ASSEMBLY REQUIRED

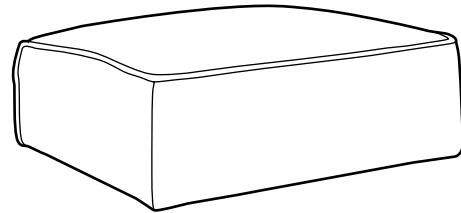
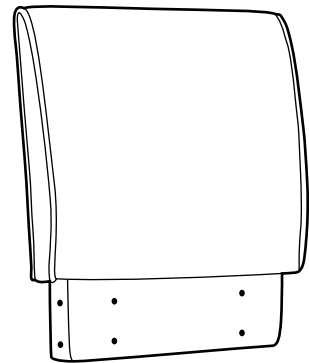
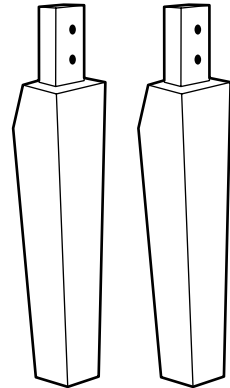
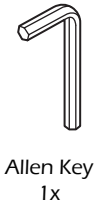
If you are missing any parts or have any questions regarding assembly, do not return this item to the retailers store. Please call our toll- free customer service number and have this assembly manual open to the parts list ready to provide the model name, and part name or number.



**WARNING:** This product may contain small components, please ensure they are kept away from small children.

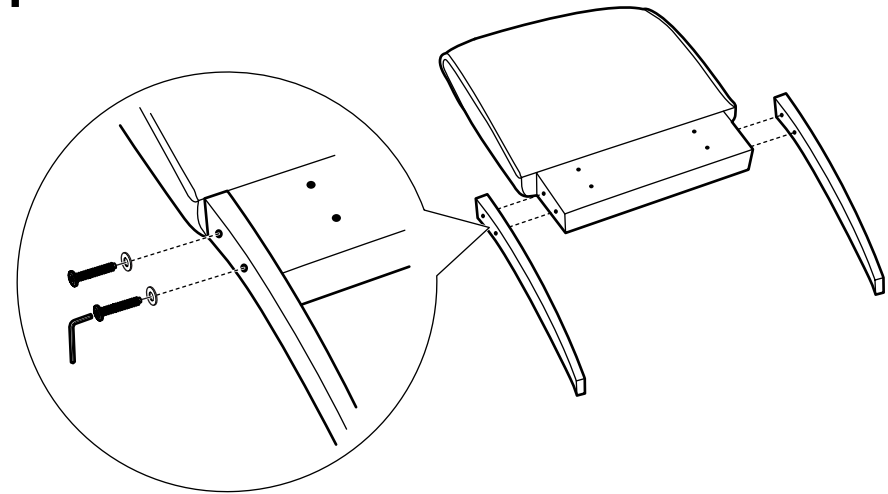
**PARTS AND HARDWARE**

Avoid using sharp objects such as a knife to cut open packing as you may accidentally damage the upholstery.



**ASSEMBLY INSTRUCTIONS**

1



2

