

# TOTO®

## MS854114EL

Eco UltraMax® One Piece Toilet, ADA Height, 1.28 GPF



- Sleek high profile one piece design
- E-Max® Technology
- Powerful, quiet flush every time
- ADA Height for maximum comfort
- Wide, 2-1/8" computer designed trapway
- Large water surface

ADA Compliant, high profile one piece toilet. Low consumption (1.28Gpf/4.8Lpf) siphon jet flushing action.

Tank cover, fittings, polished chrome trip lever, and SoftClose® seat included.


■ **MS854114EL**  
Elongated ADA compliant toilet with SoftClose® seat

□ **SS114**  
SoftClose® Seat and lid gently close with a touch of a hand. Elongated, closed front seat with lid.


MS854114EL - Eco UltraMax® ADA Height Toilet with SoftClose® Seat



**E-Max® Technology:**  
A Quiet, powerful commercial grade flushing performance



Complete with SoftClose® toilet seat, or upgrade to a Washlet®.



**Fast Flush:** New, wide 3" flush valve is 125% larger than conventional 2" flush valves.

*Colors:*

*Standard #01 Cotton*

*Trip Lever:*

*Standard #CP Chrome Plated*

*Optional See price book for additional finishes*



**Augusta Decorative Collection**

# MS854114EL

## Eco UltraMax® One Piece Toilet, ADA Height, 1.28 GPF

### ■ PERFORMANCE

The TOTO® E-Max® system offers outstanding commercial grade performance. The TOTO® low consumption one piece toilet received high ratings during ANSI/ASME testing at independent laboratories. Designed with a powerful siphon jet flushing action, the bowl offers a large water surface and a 100% glazed trapway.

### ■ SPECIFICATIONS

Water Use: 4.8 Lpf/1.28 Gpf  
Flush System: Gravity Feed  
(E-Max® Technology)

Min. Water Pressure:

8 psi (Static)

Water Surface: 10-5/16" x 8-1/4"

Trap Dia.: 2-1/8"

Rough-in: 12"

Trap Seal: 2-5/8"

Warranty: Five Year Limited Warranty

Material: Vitreous China

Shipping Weight: **MS854114EL**  
99 lbs.

Shipping Dimensions:

**MS854114EL**  
31-3/8"L x 19-5/16"W  
x 28-15/16"H

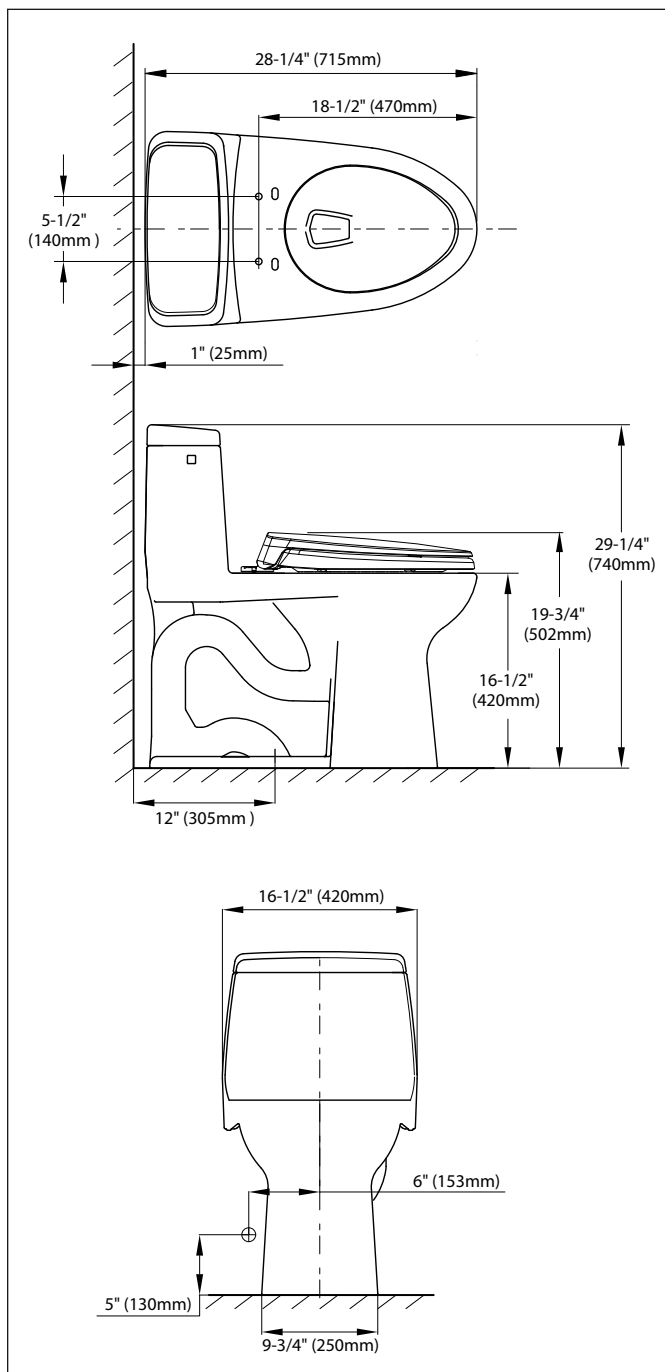
*Fixture dimensions and hydraulic performance meet or exceed ANSI/ASME standard A112.19.2 and CAN/CSA B45 requirements.*

*Listing / Approvals: c-UPC, City of Los Angeles, State of Massachusetts, and others.*



*Meets the American Disabilities Act Guidelines and ANSI A117.1 requirements where installed so top of seat is 17"-19" from the finished floor.*

*These dimensions and specifications are subject to change without notice.*



**MS854114EL - Eco UltraMax® ADA Height Toilet**

# TOTO®

TOTO U.S.A., INC. • 1155 Southern Road, Morrow, GA 30260  
Tel. (888) 295-8134 • Fax. (770) 282-8701 • [www.totousa.com](http://www.totousa.com)  
Printed in U.S.A. © TOTO LTD. 10/05 #

Printed on recycled paper