



Iron/Tones®

Top-mount or Under-mount Kitchen Sink

K-6584

Features

- 18-inch minimum base cabinet width.
- KOHLER cast iron.
- Acid-resistant enamel finish.
- Single bowl.
- 17" (432 mm) x 18-3/4" (476 mm) (top-mount).
- 14" (356 mm) x 15-3/4" (400 mm) (under-mount).
- 7-1/2" (191 mm) (bowl depth)

Recommended Accessories

K-9000 P-Trap

Optional Accessories

K-3190 Sink Rack

K-3277 Sink Basket

K-3294 Cutting Board

K-8801 Sink Strainer

Components

Product includes:

52047 Clamp Accessory Pack, 4 Ea.



Codes/Standards














ASME A112.19.1/CSA B45.2

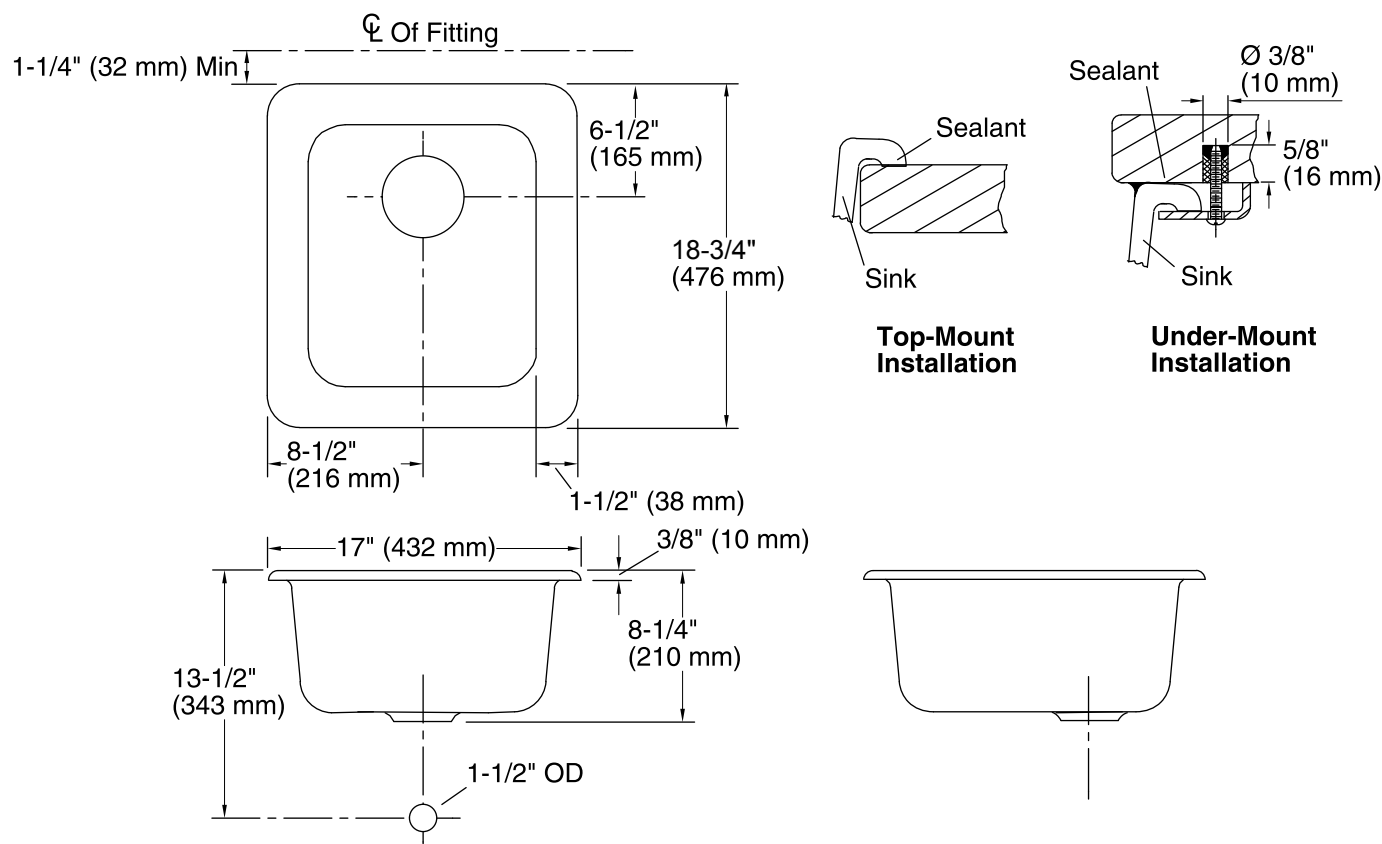
KOHLER® Enameled Cast Iron Kitchen Sink - Lifetime Limited Warranty

See website for detailed warranty information.

Available Color/Finishes

Color tiles intended for reference only.

Color	Code	Description
	0	White
	FF	Sea Salt™
	96	Biscuit
	47	Almond
	FD	Cane Sugar™
	NY	Dune
	95	Ice™ Grey
	G9	Sandbar
	33	Mexican Sand™
	K4	Cashmere
	FT	Basalt
	58	Thunder™ Grey
	20	Suede
	KA	Black 'n Tan
	FP	Caviar
	7	Black Black™



Technical Information

All product dimensions are nominal.

Bowl configuration: Single

Installation: Top-mount, Under-mount

Bowl area
Length: 14" (356 mm)
Width: 16" (406 mm)
Bowl depth: 7-1/2" (191 mm)

Drain hole: 3-7/8" (98 mm)

Template: Top-mount/Under-mount, 114332-7, required, included

Notes

Install this product according to the installation guide.

Refer to install instructions included with fixture before beginning installation.

Supplied bowl clamp assemblies require 1" (25 mm) minimum countertop thickness. Installer must supply hardware for thinner countertops.

For multiple bowl under-mount installations, a minimum distance of 3-3/8" (86 mm) is required between bowls. Countertop supplier to determine required support.