




Buy it for looks. Buy it for life.®

# Specifications



## DESCRIPTION

- Metal construction with various finishes identified by suffix
- 1/2" IPS connections

## OPERATION

- Cross and lever style handles
- Maximum handle rotation angle is 90° to full on for either handle
- Hot side counterclockwise to open (clockwise to close)
- Cold side clockwise to open (counterclockwise to close)
- Includes hot and cold temperature indicators

## FLOW


- Flow is limited to 1.5 gpm max (5.7L/min) at 60 psi

## CARTRIDGE

- 1224 cartridge design
- Nonmetallic, nonferrous and stainless steel material

## STANDARDS

- Third party certified to WaterSense,® ASME A112.18.1, CSA B125.1, and all applicable requirements referenced therein including NSF61/9
- Certified to ANSI/NSF 61/9
- Contains no more than 0.25% weighted average lead content
- Complies with California Proposition 65 and with the Federal Safe Drinking Water Act

- **ADA**  for lever handles

## WARRANTY

- Lifetime limited warranty against leaks, drips and finish defects to the original consumer purchaser
- 5 year warranty if used in commercial installations

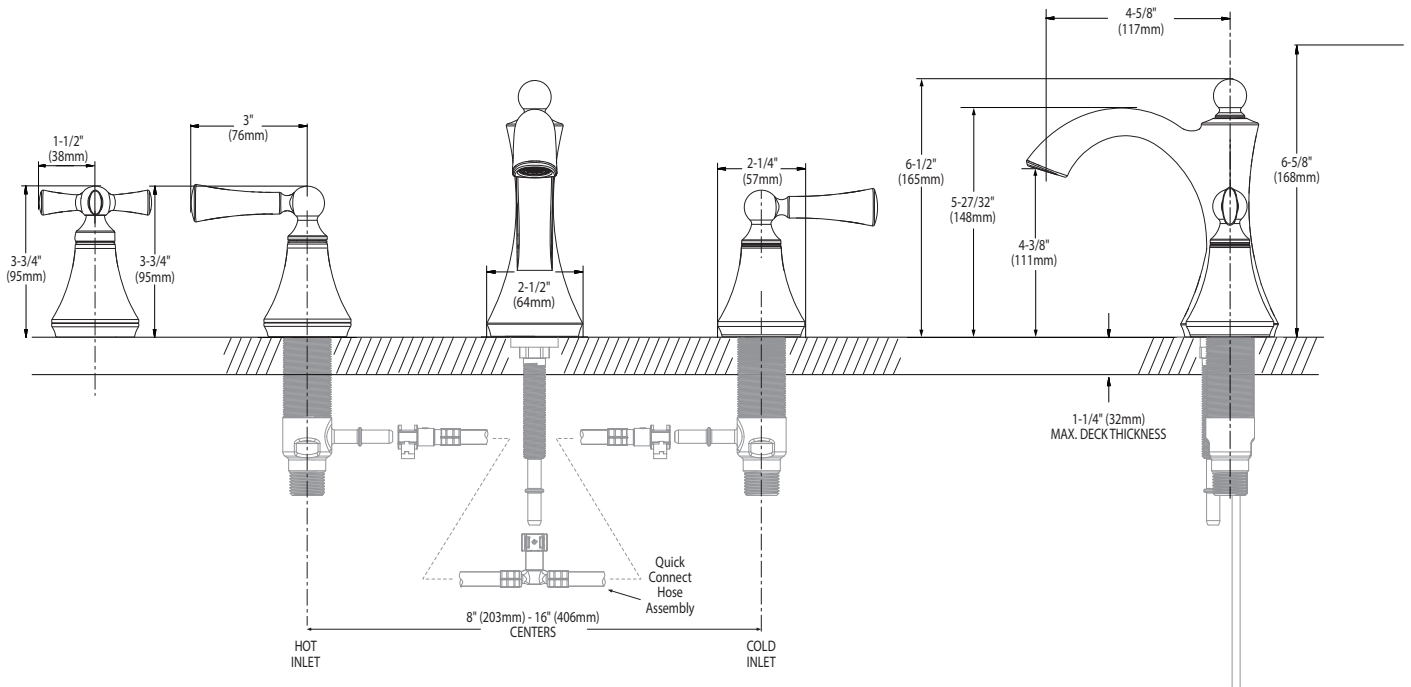
## WYNFORD™ Two Handle Widespread Lavatory Faucet Trim

**Models:** T4520 series (lever handle)  
T4524 series (cross handle)

**Valve:** 9000, 69000

**NOTE:** THIS FAUCET IS DESIGNED TO BE INSTALLED THRU 3 HOLES, 1-1/8" MIN. DIA.

**NOTE:** FOR DECK THICKNESS 1-1/2" to 3", USE SERVICE KIT #115001. VALVES INSTALL THROUGH 1-1/4" DIA. HOLE.



## CRITICAL DIMENSIONS

(DO NOT SCALE)

FOR MORE INFORMATION CALL: 1-800-BUY-MOEN

www.moen.com