




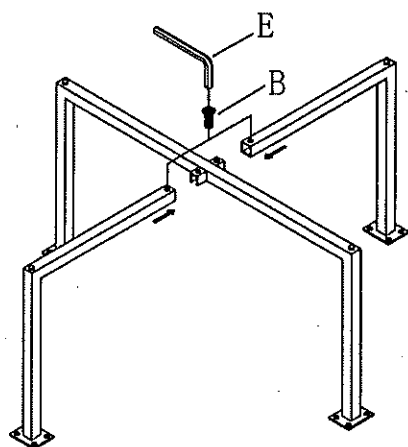
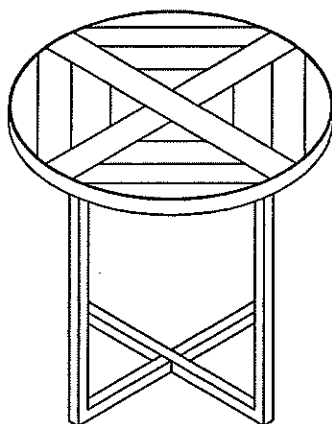



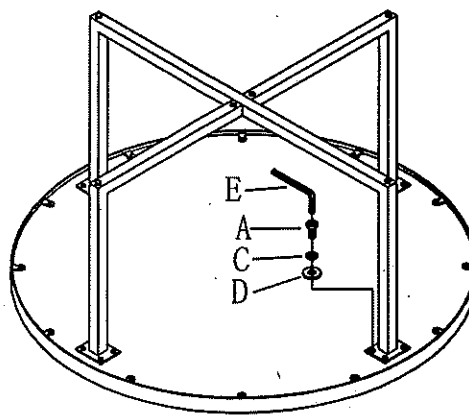
ASSEMBLY INSTRUCTION

HARDWARE LIST

A		Bolt $\phi 1/4" \times 3/4" L$	16pcs
B		Bolt $\phi 1/4" \times 5/8" L$	2pcs
C		Spring Washer $\phi 1" \times 4"$	16pcs
D		Flat Washer $\phi 1/4" \times 16mm$	16pcs
E		Allen Wrench 4mm	1pc



STEP 1



STEP 2

CAUTION: Two-adult assembly is required.

Note: please do not tighten firmly any screw before you put all of them in place

MADE IN CHINA