


# INSTRUCTIONS

## List of Items



Storage Bag



Vertical Divider (1)



Individual Dividers (48)

Horizontal Dividers (6)




### 1

Line up 3 **Individual Dividers** over 3 more **Individual Dividers**. Number can vary based on size of ornament.




### 4

Stack two more sets of **Individual Dividers** over the **Horizontal Dividers**.




### 2

Continue to make up to 8 sets total of the **Individual Dividers**. Put two sets beside each other.



### 5

Continue to stack till it resembles the image to the left.



### 3

Put the single **Vertical Divider** in between the two sets and a **Horizontal Divider** on top of each set.



### 6

Transport all the dividers into the **Storage Bag** and add ornaments in as you go. Zip to close.