



Components™

36" grab bar
K-25161

Features

- 36" (914 mm) bar.
- Provides minimum 300 lb. load capacity.
- Coordinates with other products in the Components collection.

Material

- Premium metal construction for durability.
- KOHLER finishes resist corrosion and tarnishing.

Installation

- Installation hardware and template included.



ADA

Codes/Standards




ADA
ICC/ANSI A117.1

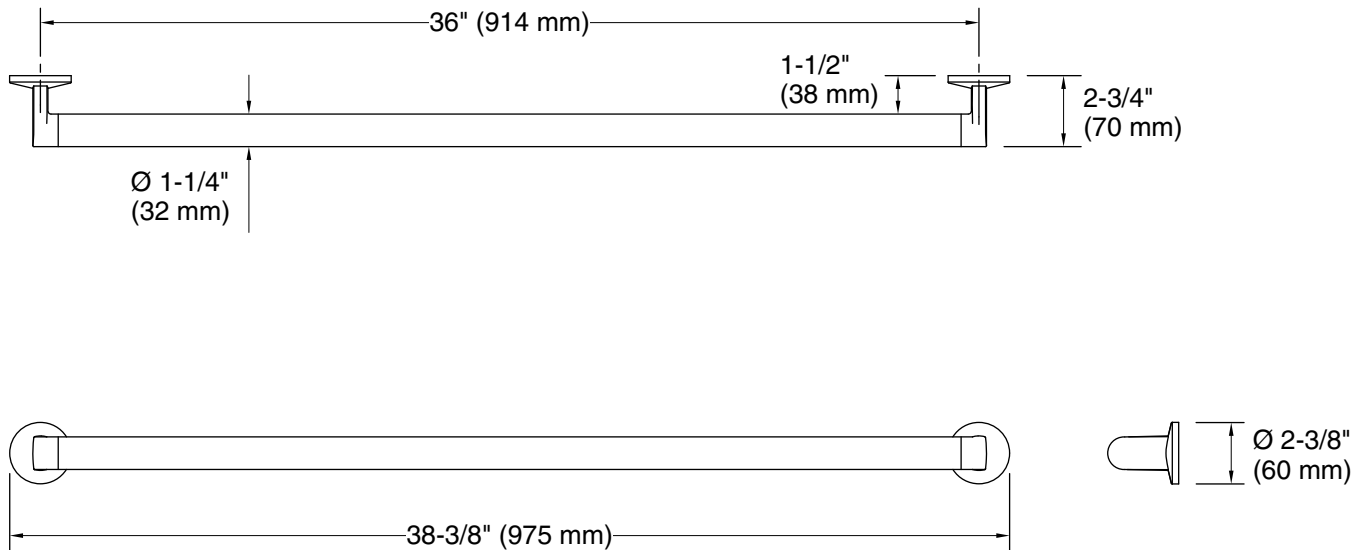
KOHLER® Faucet Lifetime Limited Warranty

See website for detailed warranty information.

Available Colors/Finishes

Color tiles intended for reference only.

Color	Code	Description
	CP	Polished Chrome
	BN	Vibrant® Brushed Nickel
	BL	Matte Black



Technical Information

All product dimensions are nominal.

Installation Type: Wall-mount

Material: Zinc, Stainless Steel

Notes

Install this product according to the installation instructions.

WARNING: Risk of personal injury. The wall plates on the grab bar must be mounted to a brace between the wall studs. This will ensure that the weight of the user is adequately supported.

ADA compliant when installed to the specific requirements of these regulations.