

ASSEMBLY INSTRUCTIONS FOR SQUARE BAR TABLE

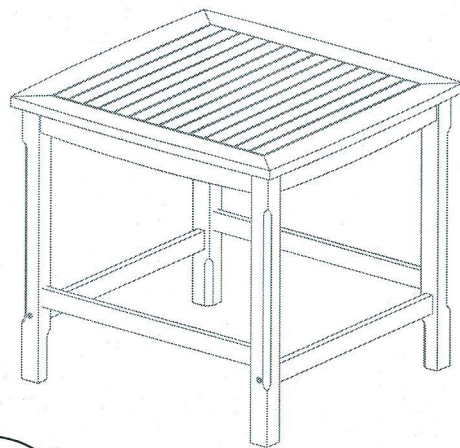
STOP! PLEASE READ FIRST:

Thank you for purchasing this item

Please verify all the hardware and components are included as you unpack the carton. Place the items in a safe area to avoid loss and damaging contents. Use a soft area or use the empty box to assemble the item.





ASSEMBLY TIPS: Assemble upside down with the table top facing down. Never over-tighten any screws or bolts. It's best to assemble with 2 people. Please visit our website if you have any questions

Please review the "PLEASE OIL ME" card for how to care & maintain your new furniture.



FULL VIEW

LIST OF HARDWARE

NO.	HARDWARE	QTY.
1	Cut Washer 	8 Pcs
2	Hexagonal Nut 	8 Pcs
3	F- Screw 7 * 90 mm 	8 Pcs
4	Allen Key M4 	1 Pce

