

## SPECIFICATIONS

### Features/Benefits

- Diverter on Valve
- Requires Gerber Treysta® Rough-In, G00GS555S (Horizontal Inputs) or G00GS557S (Vertical Inputs), Sold Separately
- Includes Treysta® Ceramic Disc Pressure Balance Cartridge
- 15" Metal Shower Arm, D481144 (D510044LSTC Only)
- D606725 Tub Spout (D510044LSTC Only)
- Finish-Matched Deep Wall Kit, D113001, Sold Separately
- Finish-Matched Shallow Wall Kit, GA663B11, Sold Separately



### Available Color/Finishes

Color	Description
-------	-------------

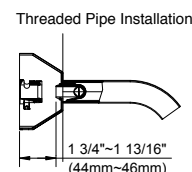
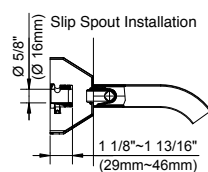
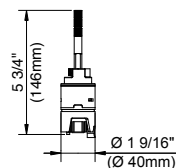
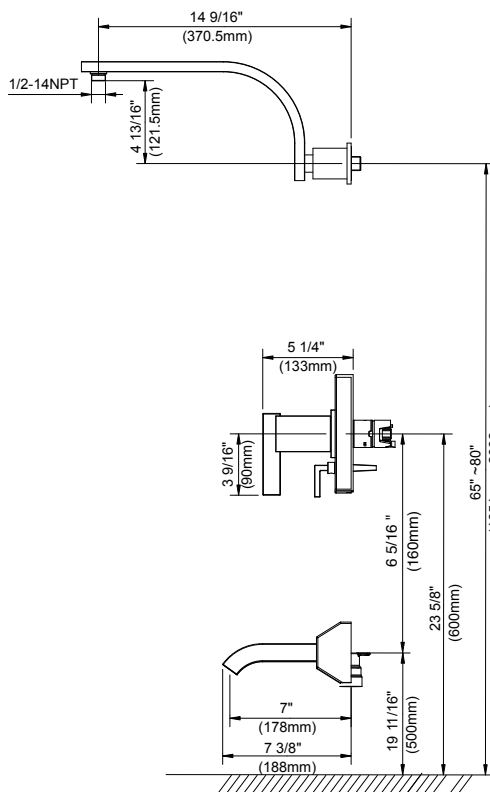
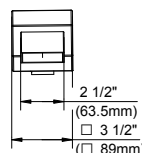
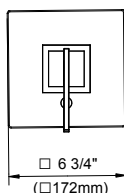
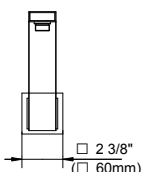
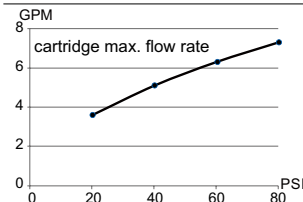
**Chrome**  
Please see danze.com or current price list for available finishes.  
Finish is defined by additional suffix.

### Standards & Certifications



(Lever Handle)

### Flow Rate



### Submittal Information:

Name: \_\_\_\_\_

Location: \_\_\_\_\_

Contractor: \_\_\_\_\_

Contact #: \_\_\_\_\_