

# ASSEMBLY INSTRUCTION

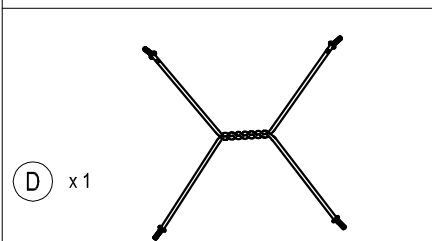
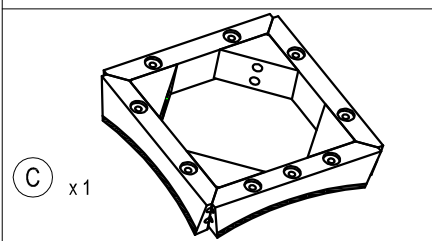
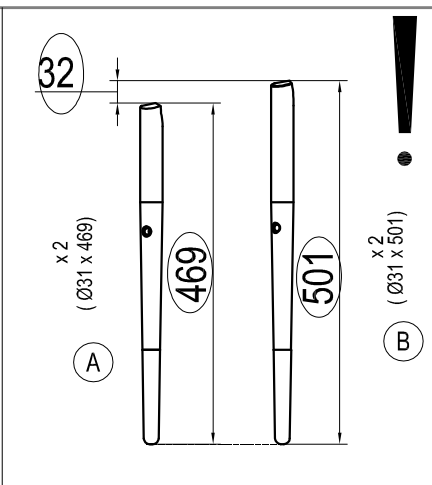
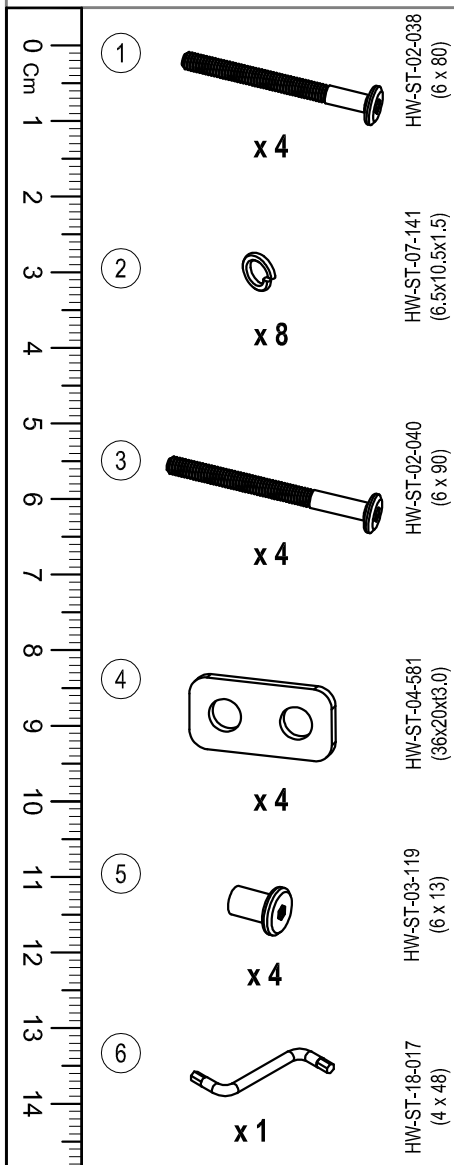
DE - MONTAGEANWEISUNG  
FR - INSTRUCTIONS DE MONTAGE  
DK - MONTAGEVEJLEDNING  
CZ - NÁVOD K MONTÁŽI  
ES - INSTRUCCIONES DE MONTAJE  
FI - ASENNUSOHJE

HR - UPUTE ZA MONTAŽU  
SE - MONTERINGSANVISNING  
SI - NAVODILA ZA MONTAŽO  
TR - MONTAJ TALIMATI  
NO - MONTASJEANVISNING  
IT - ISTRUZIONI DI MONTAGGIO

GR - ΟΔΗΓΙΑ ΣΥΝΑΡΜΟΛΟΓΗΣΗΣ  
NL - MONTAGE INSTRUCTIE  
PT - INSTRUÇÕES DE MONTAGEM  
PL - INSTRUKCJA MONTAŻU  
HU - SZERELÉSI UTASÍTÁS



30 min



If you have an issue with this product, please do not return it.  
Please contact customer service.

