

### DESCRIPTION

- Versatile, hands-free convenience in the kitchen
- Optimized cleaning force with PowerClean™
- Allows users to control the faucet in 2 unique ways: Wave Sensor and familiar handle
- Powered by 6 AA batteries or optional AC adapter with power splitter
- High arc spout provides height and reach to fill or clean large pots while pull down wand provides the maneuverability for cleaning or rinsing
- Reflex™ pulldown system offers smooth operation, easy movement and secure docking
- Metal construction with various finishes identified by suffix
- Pulldown spray with 68" braided hose
- Flexible supply lines with 3/8" compression fittings
- Quick connect installation - Duralock™
- Faucet designed for handle to be mounted on right side

### OPERATION

- Lever style handle
- Temperature controlled by 100° arc of handle travel
- Operates with less than 5 lbs. of force
- Operates in stream or spray mode in the pulldown or retracted position

### FLOW

- Flow is limited to 1.5 gpm (5.7 L/min) at 60 psi

### CARTRIDGE

- 1255™ Duralast™ cartridge for Single-Handle Faucets

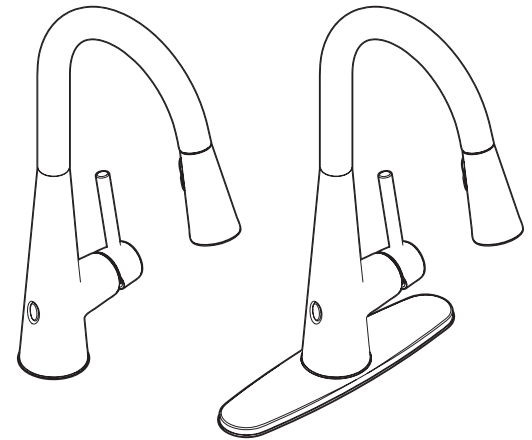
### STANDARDS

- Third party certified to ASME A112.18.1/CSA B125.1 and all applicable requirements referenced therein including NSF 61/9 & 372
- Meets CalGreen and Georgia SB370 requirements
- Complies with California Proposition 65 and with the Federal Safe Drinking Water Act
- The backflow protection system in the device consists of two independently operating check valves, a primary and a secondary which prevent backflow
- ADA ♿ for lever handle

### WARRANTY

- Lifetime limited warranty against leaks, drips and finish defects to the original homeowner
- 10 year limited warranty when used in a multifamily installation
- 5 year limited warranty when used in a commercial installation

Visit [www.moen.com/support](http://www.moen.com/support) for complete details and limitations



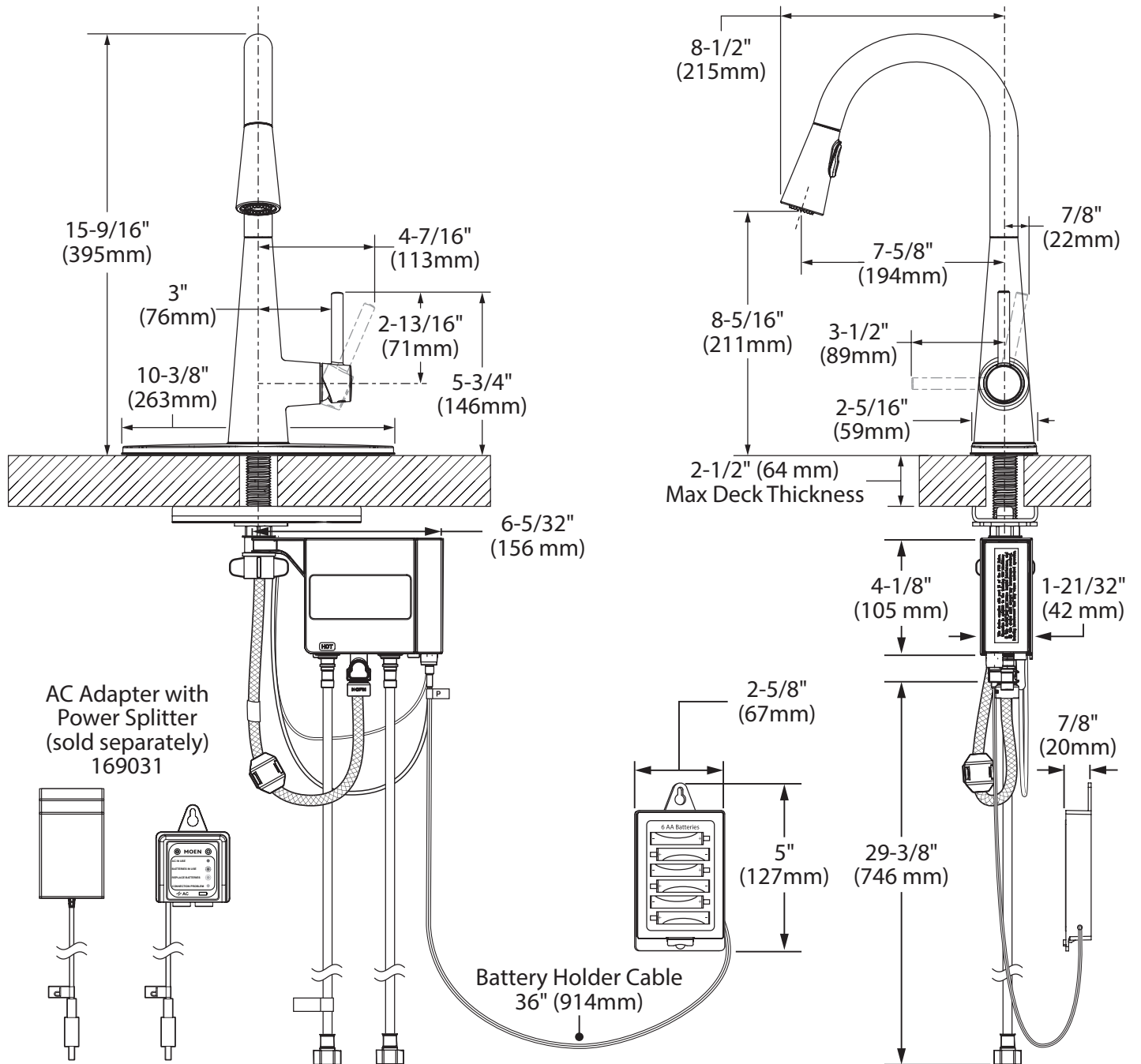
### Sleek™ MotionSense Wave™ Single Handle High Arc Pulldown Kitchen Faucet

**Models:** 7864EW series

**NOTE:** THIS FAUCET IS DESIGNED TO BE  
INSTALLED THROUGH 1 OR 3 HOLES,  
1-1/2" (38mm) MIN. DIA.

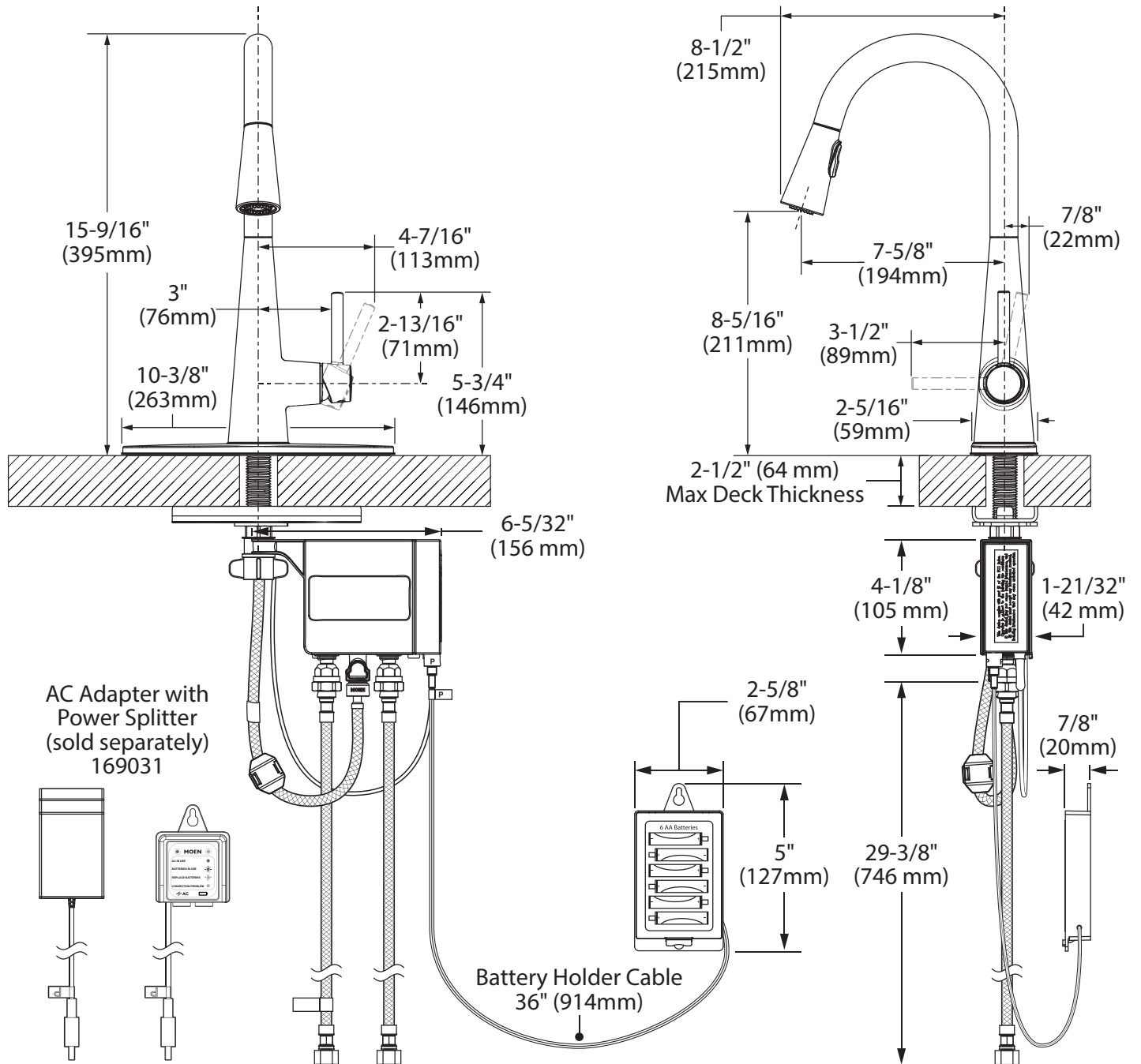


See pages 2 and 3 for dimensions



## CRITICAL DIMENSIONS

(DO NOT SCALE)



## CRITICAL DIMENSIONS

(DO NOT SCALE)