

Features

- Toe-activated closing.
- Above- or through-floor installation.
- Flexible overflow joint conforms to various bath angles.
- Includes tee, drain ell, and overflow ell with attached 1-1/2" OD pipe.
- Toe-tap actuation means no internal linkages, reducing potential clogging through the overflow.
- Copper corrugated neck makes drain easy to install on any bath slope.
- For use with 14- to 20-inch baths, whirlpools, and BubbleMassage™ air baths.

Material

- Solid brass construction for durability and reliability.
- KOHLER finishes resist corrosion and tarnishing.
- 17-gauge brass pipe.

Recommended Products/Accessories

K-23726 Drain treatment
K-23723 Faucet cleaner



Codes/Standards












ASME A112.18.2/CSA B125.2

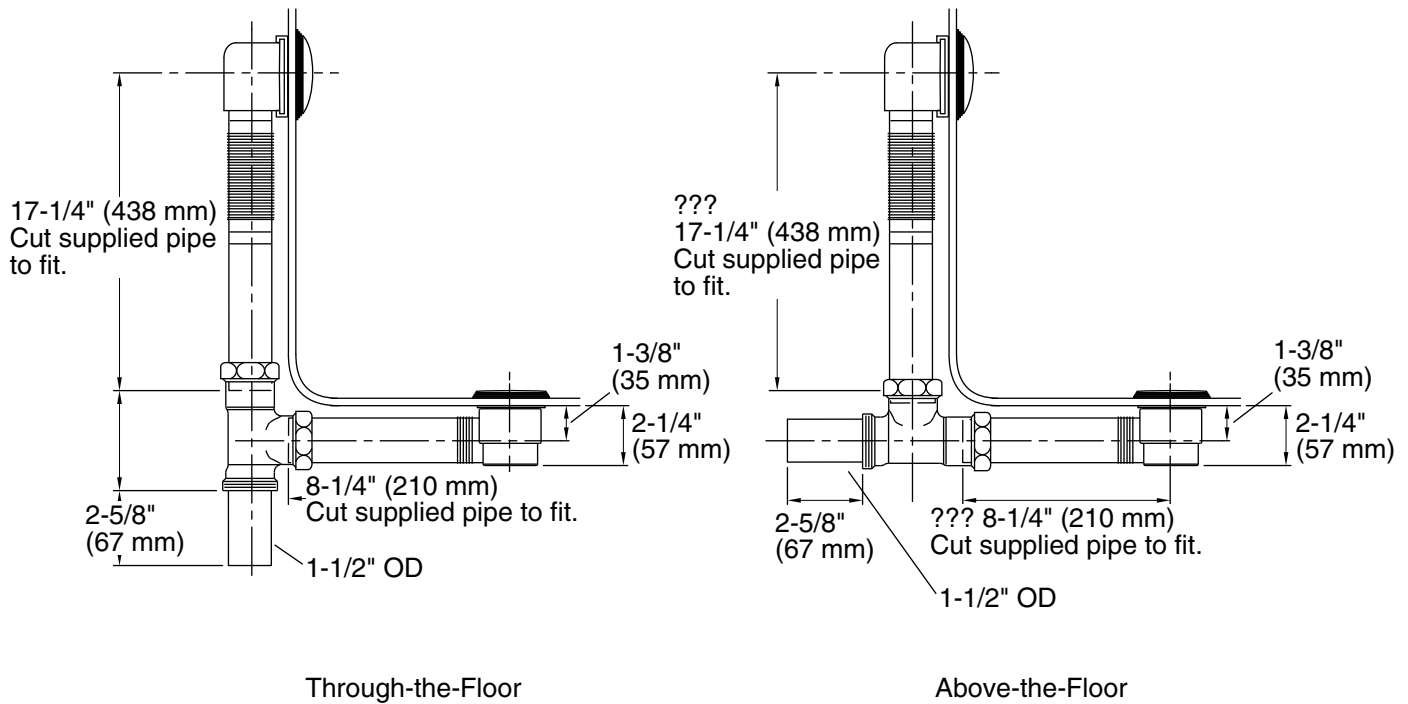
KOHLER® One-Year Limited Warranty

See website for detailed warranty information.

Available Colors/Finishes

Color tiles intended for reference only.

Color	Code	Description
	CP	Polished Chrome
	SN	Vibrant® Polished Nickel
	AF	Vibrant® French Gold
	BGD	Vibrant® Moderne Brushed Gold
	BN	Vibrant® Brushed Nickel
	BV	Vibrant® Brushed Bronze
	2BZ	Oil-Rubbed Bronze
	BL	Matte Black
	2MB	Vibrant Brushed Moderne Brass
	RGD	Vibrant Rose Gold
	TT	Vibrant Titanium



Technical Information

All product dimensions are nominal.

Notes

Install this product according to the installation guide.