





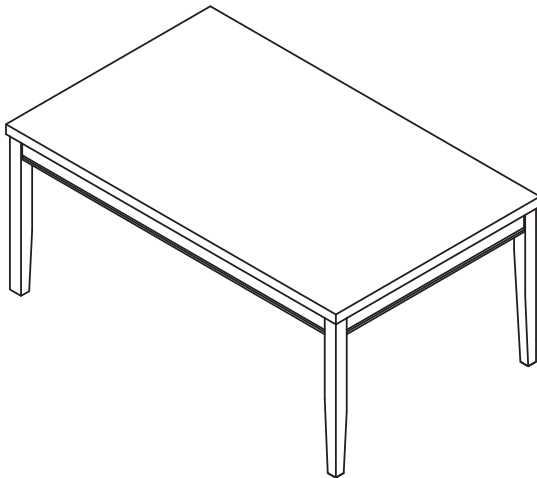
ASSEMBLY INSTRUCTION

DESCRIPTION : RECTANGULAR LEG TABLE 72"

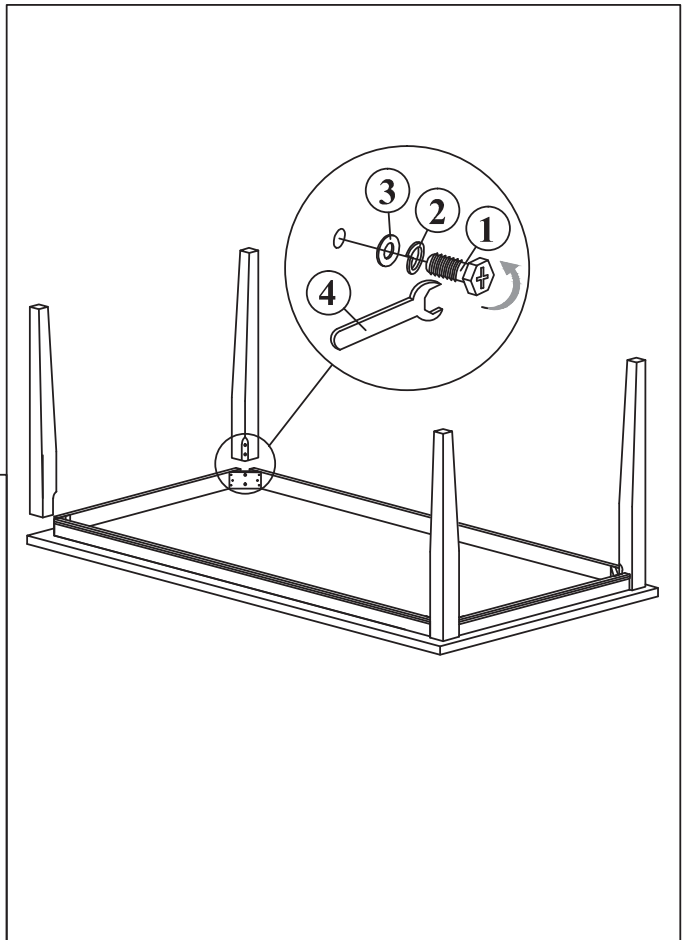
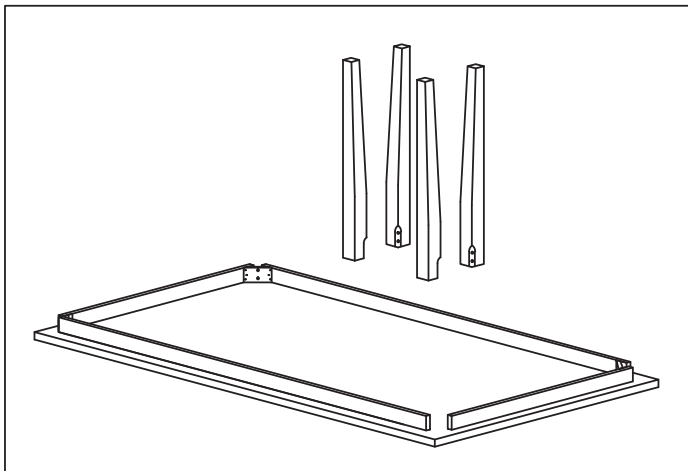
Thank you for purchasing this quality product. Be sure to check all packing material carefully for small parts which may have come loose inside the carton during shipment. Identify and count all parts and compare with the parts list below:

Component List		
NO.	Descriptions	Qty.
A	Top Panel	1
B	Table Leg	4

Hardware List			
NO.	Descriptions		Qty.
1	Bolt-Hex Comb (5/16 x 2")		8
2	Spring Washer		8
3	Flat Washer		8
3	Spanner (13MM)		1



RECTANGULAR LEG TABLE 60"



ASSEMBLY TIPS:

1. Remove hardware from box and sort by size.
2. Please check to see that all hardware and parts are present prior start of assembly.
3. Please follow attached instructions in the same sequence as numbered to assure fast and easy assembly.



WARNING!

1. Don't attempt to repair or modify parts that are broken or defective. Please contact the store immediately.
2. This product is for home use only and not intended for commercial establishments.