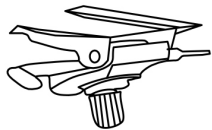



Assembly Instructions  
Low Back Office Chair



A (1 pc)



B (1 pc)



C (1 pc)



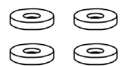
D (1 pc)



E (5 pcs)



F (4 pcs)  
M8-1.25 x 15mm

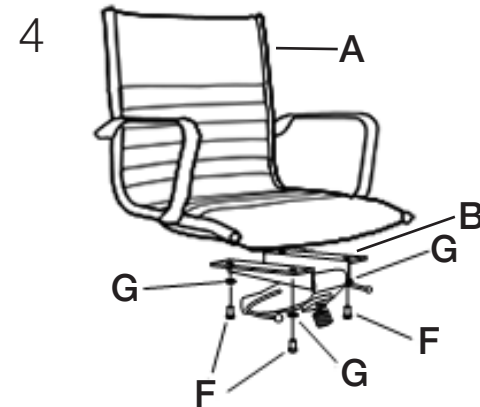
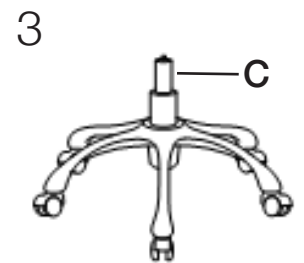
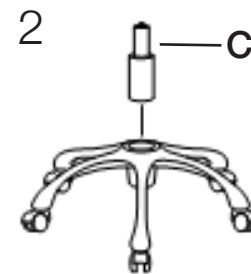
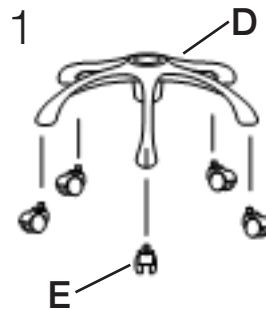


G (4 pcs)



H (1 pc)

During assembly, hand tighten screws only. When all screws are in place, then tighten completely.



PLEASE NOTE: Check that you have received all components and hardware before assembling. If you are missing any parts, contact your retailer.