

Dear Customer,

Thank you for purchasing one of our products. Our products are beautifully designed for style, functionality and flexibility as your child grows! All our furniture is non-toxic, eco-friendly and made from 100% solid wood with no MDF or laminates which allows it to meet and surpass industry quality standards for sustainability and safety.

Our beds represent the core building block of our unique bedding system. Our products are unique because just like a child's Lego building blocks which allows you to add and subtract parts, our furniture line has optional parts such as slides, bunk bed kits, under bed storage drawers, trundles and many more parts that will allow you to transform the bed as your needs grow! We created this line so that our customers can add further functionality to the beds by creating interchangeable parts.

The Flexibility is what we are all about! We offer the best in sturdy, eco-friendly and healthy bedroom furniture for your growing child's needs!

If you need any help or support in regards to our products, please feel free to give us a call or drop us an email .

Thank you again for purchasing our products.

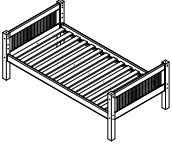
POSSIBLE MODELS AND ITS ACCESSORIES

Mission

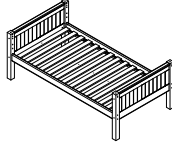
Panel

Arch Spindle

BASE BED



1x	twin mission style low headboard
1x	post for headboard
1x	rails for bed with center support
1x	wood slats for mattress foundation

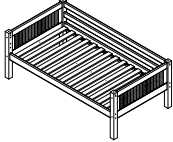


1x	twin panel low headboard
1x	post for headboard
1x	rails for bed with center support
1x	wood slats for mattress foundation

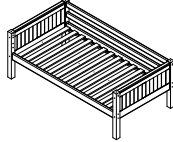


1x	arch spindle
1x	post for headboard
1x	rails for bed with center support
1x	wood slats for mattress foundation

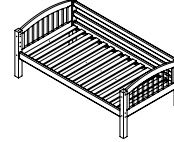
BASE DAYBED



1x	twin mission style low headboard
1x	post for headboard
1x	rails for bed with center support
1x	full length guard rails
1x	wood slats for mattress foundation

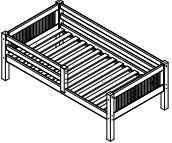


1x	twin panel low headboard
1x	post for headboard
1x	rails for bed with center support
1x	full length guard rails
1x	wood slats for mattress foundation

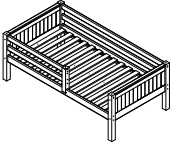


1x	arch spindle
1x	post for headboard
1x	rails for bed with center support
1x	full length guard rails
1x	wood slats for mattress foundation

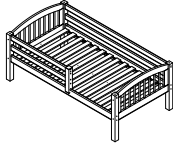
BASE DAYBED WITH FRONT GUARD RAIL



1x	twin mission style low headboard
1x	post for headboard
1x	rails for bed with center support
1x	full length guard rails
1x	short length guard rails
1x	wood slats for mattress foundation



1x	twin panel low headboard
1x	post for headboard
1x	rails for bed with center support
1x	full length guard rails
1x	short length guard rails
1x	wood slats for mattress foundation



1x	arch spindle
1x	post for headboard
1x	rails for bed with center support
1x	full length guard rails
1x	short length guard rails
1x	wood slats for mattress foundation

LOW LOFT BED



1x	twin mission style low headboard
1x	post for headboard
1x	rails for bed with center support
1x	full length guard rails
1x	mid height loft bed kit
1x	angle ladder for mid height loft bed
1x	3/4 long guard rails
1x	wood slats for mattress foundation



1x	twin panel low headboard
1x	post for headboard
1x	rails for bed with center support
1x	full length guard rails
1x	mid height loft bed kit
1x	angle ladder for mid height loft bed
1x	3/4 long guard rails
1x	wood slats for mattress foundation



1x	arch spindle
1x	post for headboard
1x	rails for bed with center support
1x	full length guard rails
1x	mid height loft bed kit
1x	angle ladder for mid height loft bed
1x	3/4 long guard rails
1x	wood slats for mattress foundation

LOW BUNK BED



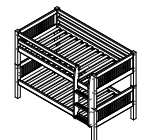
2x	twin mission style low headboard
2x	post for headboard
2x	rails for bed with center support
1x	full length guard rails
1x	3/4 long guard rails
1x	angle ladder for bunk bed 60"
2x	wood slats for mattress foundation



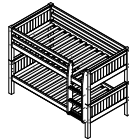
2x	twin panel low headboard
2x	post for headboard
2x	rails for bed with center support
1x	full length guard rails
1x	3/4 long guard rails
1x	angle ladder for bunk bed 60"
2x	wood slats for mattress foundation



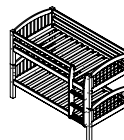
2x	arch spindle
2x	post for headboard
2x	rails for bed with center support
1x	full length guard rails
1x	3/4 long guard rails
1x	angle ladder for bunk bed 60"
2x	wood slats for mattress foundation



2x	twin mission style low headboard
2x	post for headboard
2x	rails for bed with center support
1x	full length guard rails
1x	3/4 long guard rails
1x	attached ladder for bunk bed 60"
2x	wood slats for mattress foundation



2x	twin panel low headboard
2x	post for headboard
2x	rails for bed with center support
1x	full length guard rails
1x	3/4 long guard rails
1x	attached ladder for bunk bed 60"
2x	wood slats for mattress foundation



2x	arch spindle
2x	post for headboard
2x	rails for bed with center support
1x	full length guard rails
1x	3/4 long guard rails
1x	attached ladder for bunk bed 60"
2x	wood slats for mattress foundation

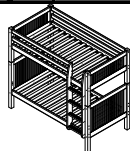
BUNK BED



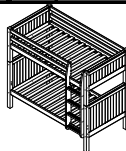
1x	twin mission style low headboard
1x	post for headboard
2x	rails for bed with center support
1x	tall headboard mission style
1x	posts for headboard
1x	full length guard rails
1x	3/4 long guard rails
1x	angle ladder for bunk bed
2x	wood slats for mattress foundation



1x	twin panel low headboard
1x	post for headboard
2x	rails for bed with center support
1x	tall headboard panel headboard
1x	posts for headboard
1x	full length guard rails
1x	3/4 long guard rails
1x	angle ladder for bunk bed
2x	wood slats for mattress foundation



1x	twin mission style low headboard
1x	post for headboard
2x	rails for bed with center support
1x	tall headboard mission style
1x	posts for headboard
1x	full length guard rails
1x	3/4 long guard rails
1x	attached ladder for bunk bed
2x	wood slats for mattress foundation



1x	twin panel low headboard
1x	post for headboard
2x	rails for bed with center support
1x	tall headboard panel headboard
1x	posts for headboard
1x	full length guard rails
1x	3/4 long guard rails
1x	attached ladder for bunk bed
2x	wood slats for mattress foundation

HIGH LOFT BED



1x	twin mission style low headboard
1x	post for headboard
1x	rails for bed with center support
2x	full length guard rails
1x	3/4 long guard rails
1x	ladder for high loft bed
1x	high loft bed kit
1x	wood slats for mattress foundation



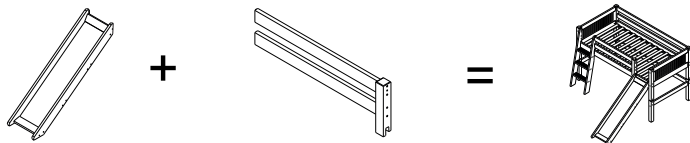
1x	twin panel low headboard
1x	post for headboard
1x	rails for bed with center support
2x	full length guard rails
1x	3/4 long guard rails
1x	ladder for high loft bed
1x	high loft bed kit
1x	wood slats for mattress foundation



1x	arch spindle
1x	post for headboard
1x	rails for bed with center support
2x	full length guard rails
1x	3/4 long guard rails
1x	ladder for high loft bed
1x	high loft bed kit
1x	wood slats for mattress foundation

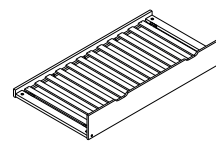
ACCESSORIES

LOW LOFT BED WITH SLIDE



1x	Slide for mid height loft bed
1x	Short length guard rails

UNDER BED TRUNDLE



1x	Trundle
----	---------

LOW LOFT BED WITH RETRACTABLE DESK



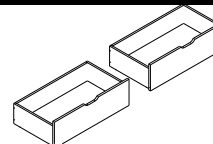
1x	Bookcase desk for mid or high loft bed
----	--

HIGH LOFT BED WITH DESK



1x	Long desk for high loft bed
----	-----------------------------

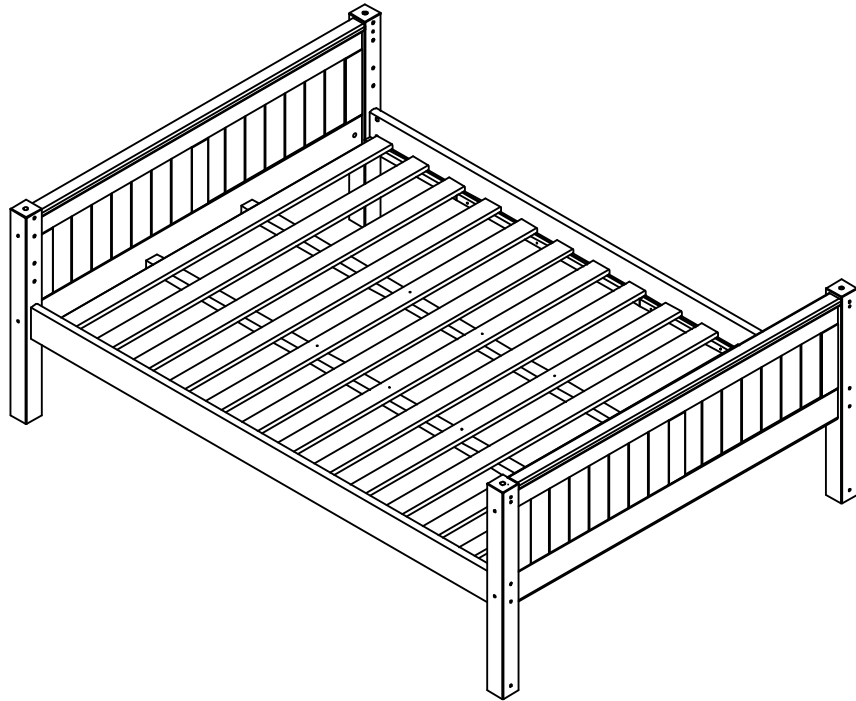
UNDER BED DRAWERS



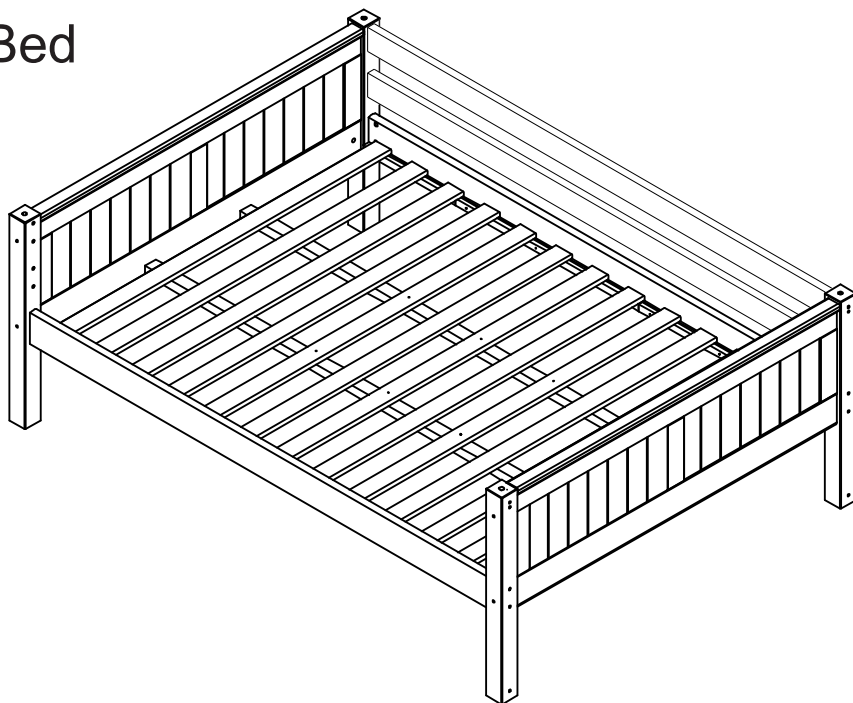
1x	Two drawers
----	-------------

BASE BED - FULL

Base Bed



Base DayBed



ATTENTION

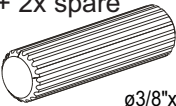
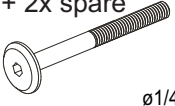



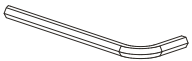
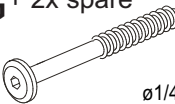
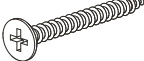
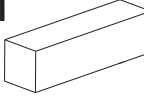
- 1 - Read and observe carefully all the assembly instructions before beginning assembly.
- 2 - The assembly of the product must be done on a clean and flat surface. We suggest to use the packaging to cover the floor to avoid damages.
- 3 - The screws must be tightened periodically.
- 4 - Avoid contact with sharp objects.
- 5 - Avoid banging pieces together.



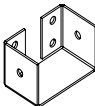

Parts and hardware list for ASSEMBLY BASE BED.

The hardware is located in several part cartons as indicated below:

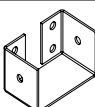

Hardware - Carton

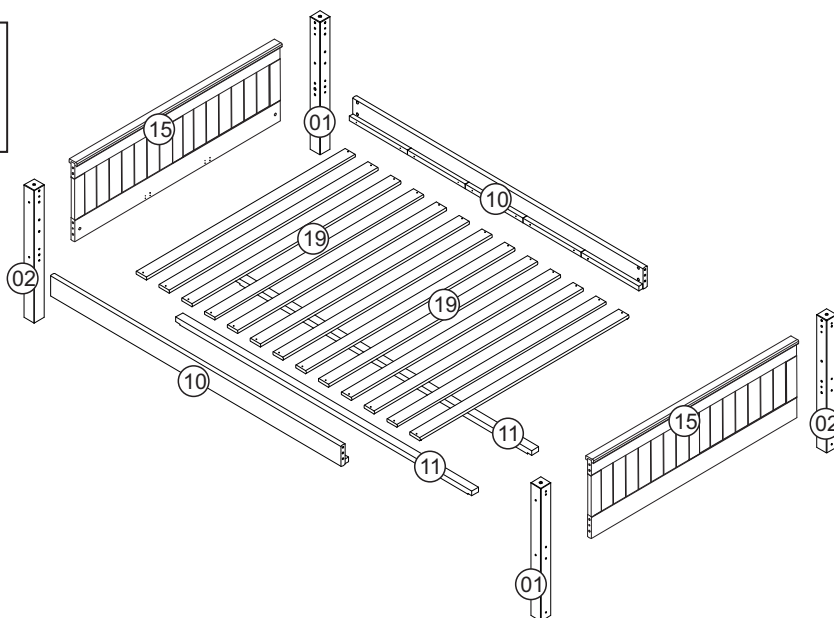
A + 2x spare 16x  ø3/8"x1 9/16"	B + 2x spare 12x  ø1/4"x4 1/4"	C + 2x spare 12x  ø1/4"x5/8"	D 16x  ø5/16"	E 20x  ø3/8"
F + 2x spare 01x 	G + 2x spare 04x  ø1/4"x3 7/8"	I + 2x spare 28x  ø1/8"x1 3/8"	BH 02x  2 3/4"	

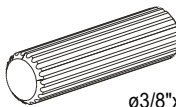
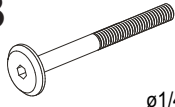



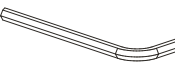
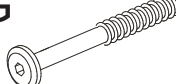
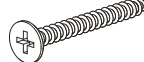
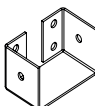

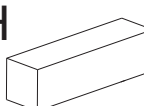
Hardware - Carton

J 02x 	M 12x  ø1/8" x 3/4"
---	---

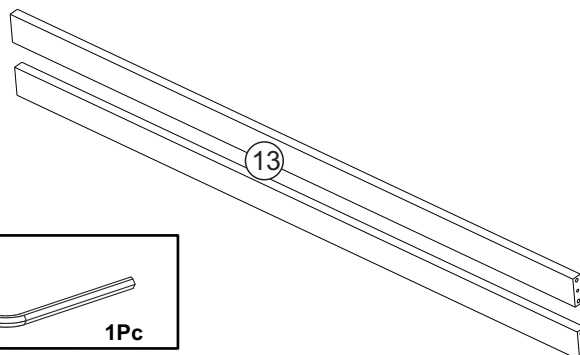
Hardware - Carton

J 02x 	M + 2x spare 12x  ø1/8" x 3/4"
---	--







A 16x  ø3/8"x1 9/16"	B 12x  ø1/4"x4 1/4"	C 12x  ø1/4"x5/8"	D 16x  ø5/16"
E 20x  ø3/8"	F 01x 	G 04x  ø1/4"x3 7/8"	I 28x  ø1/8"x1 3/8"
J 04x 	M 24x  ø1/8" x 3/4"	BH 02x  2 3/4"	

DayBed add 2x Rear Guard Rails + Hardware as indicated below:



Hardware Carton

 ø3/8" x 1 9/16" 8Pc	B 2Pc  ø1/4" x 4 1/4"	C 2Pc  ø1/4" x 5/8"	F 1Pc 
--	---	---	--

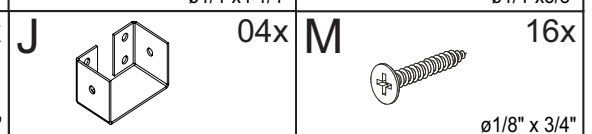
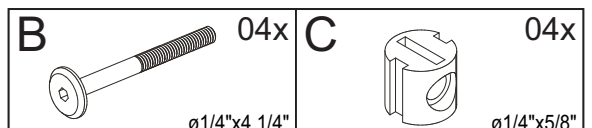
Step 01 - Place Wood dowels into head board panels and bed rails, indicated in diagram option 01



Parts needed for this step:

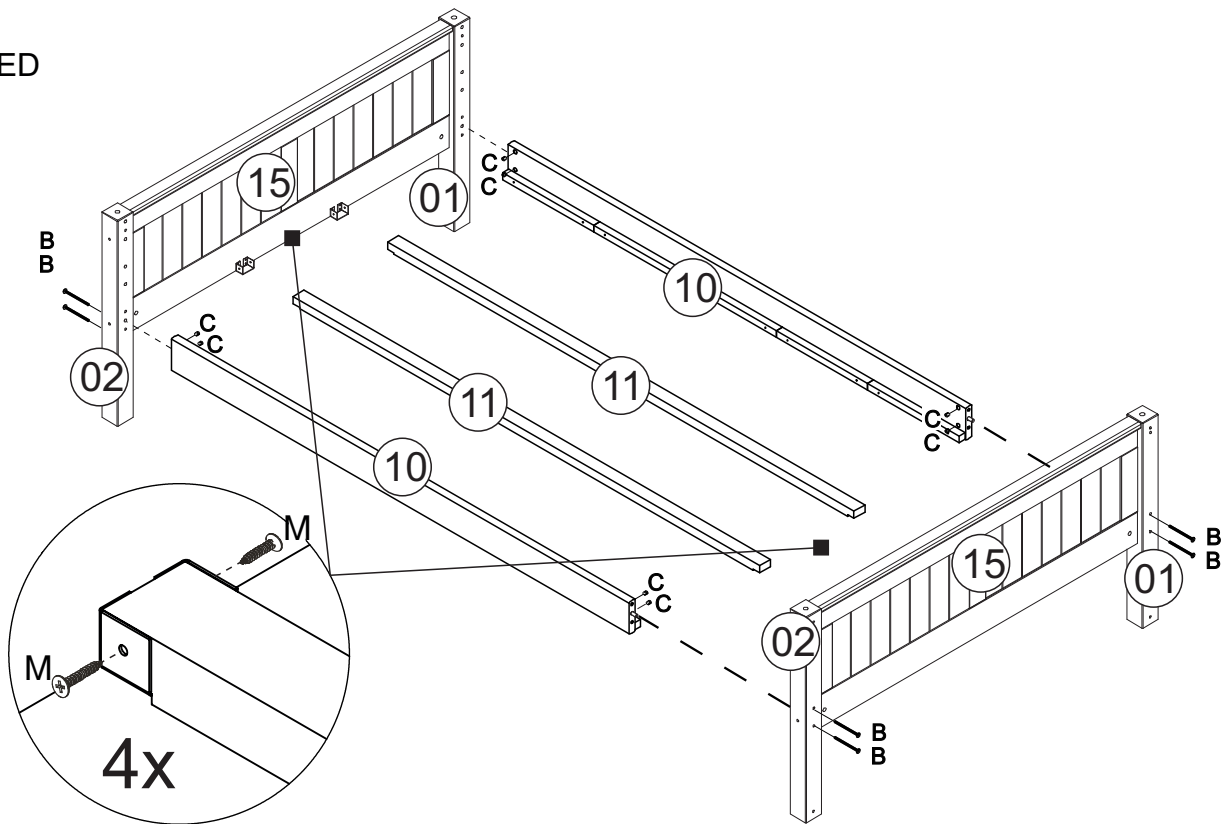


Parts needed for this step:



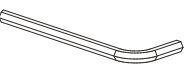



Step 03 - Fasten bed rails to head board posts. Place wood center support into metal brackets - and attach with screws as shown.

BASE BED

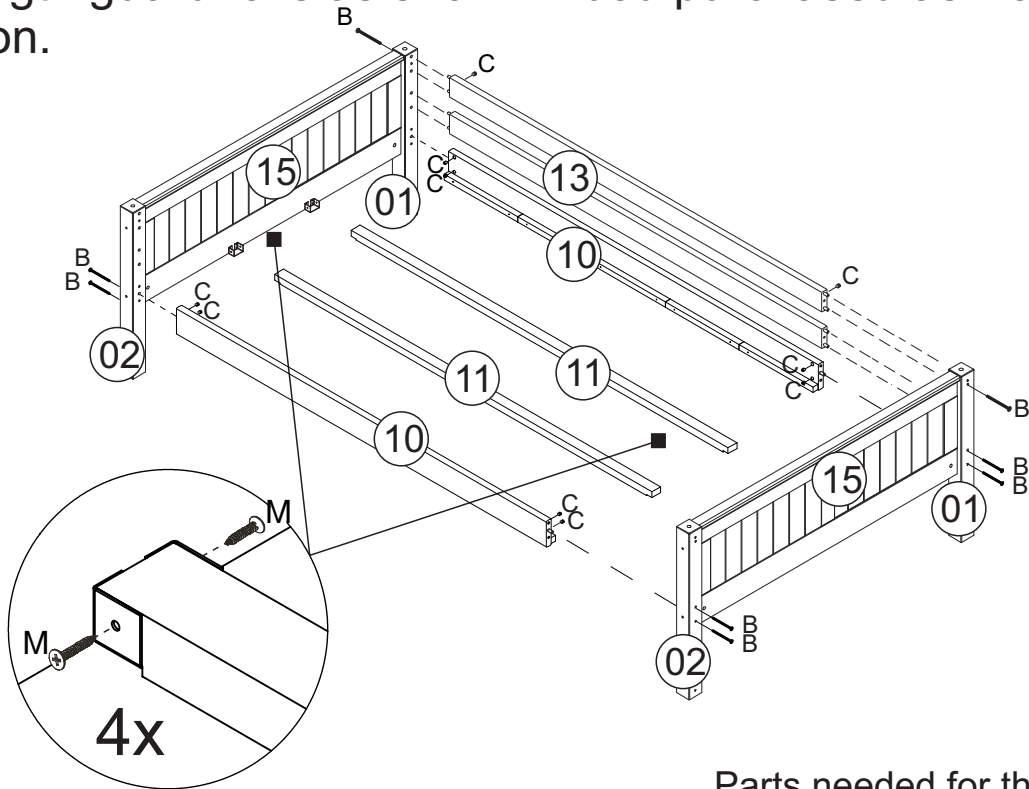


Parts needed for this step:



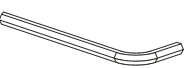

B		08x	C		08x	F		01x	M		08x
	$\varnothing 1/4" \times 4 \frac{1}{4}"$			$\varnothing 1/4" \times 5/8"$						$\varnothing 1/8" \times 3/4"$	

Attach full length guard rails as shown if bed purchased as DayBed with this option.

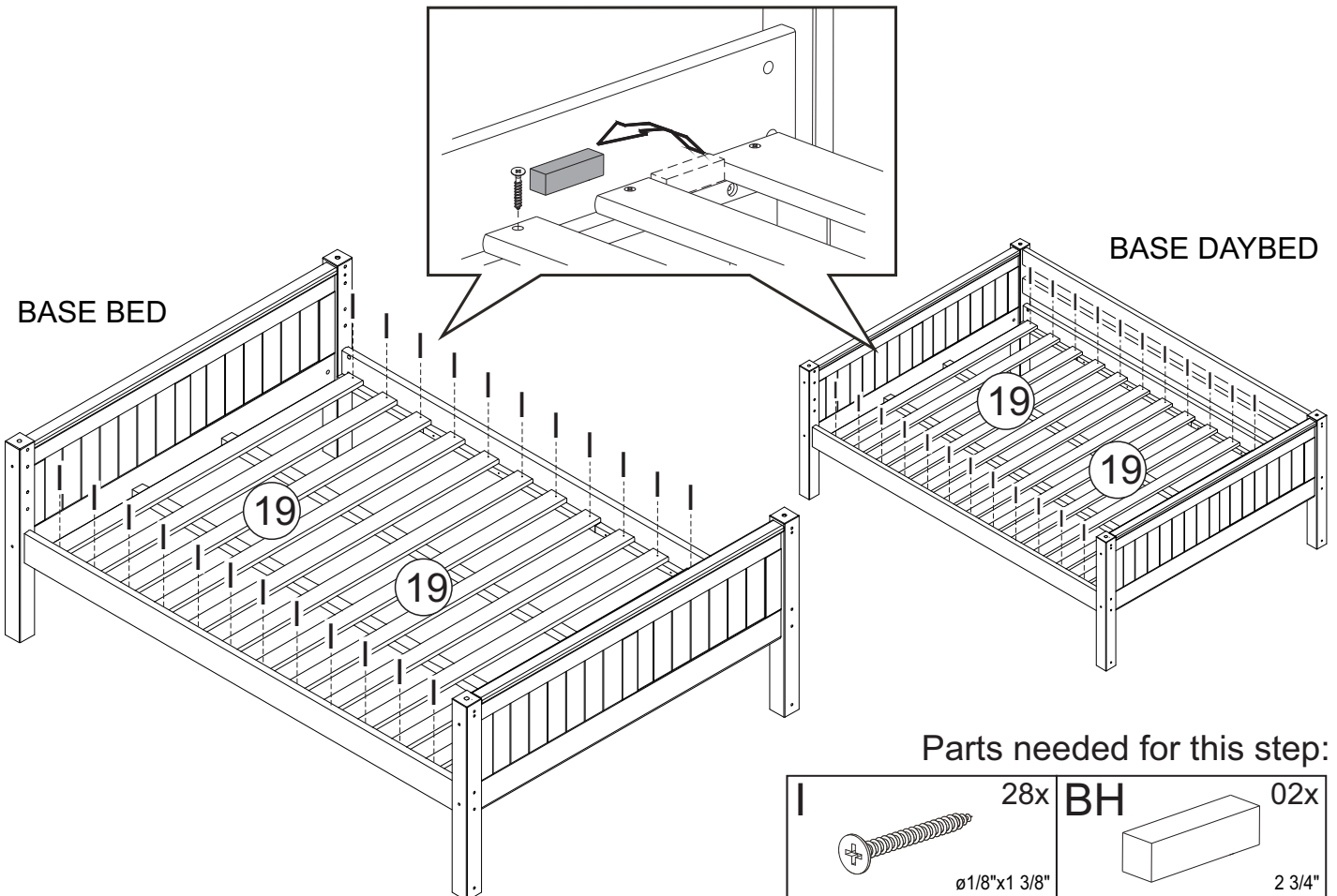
BASE DAYBED



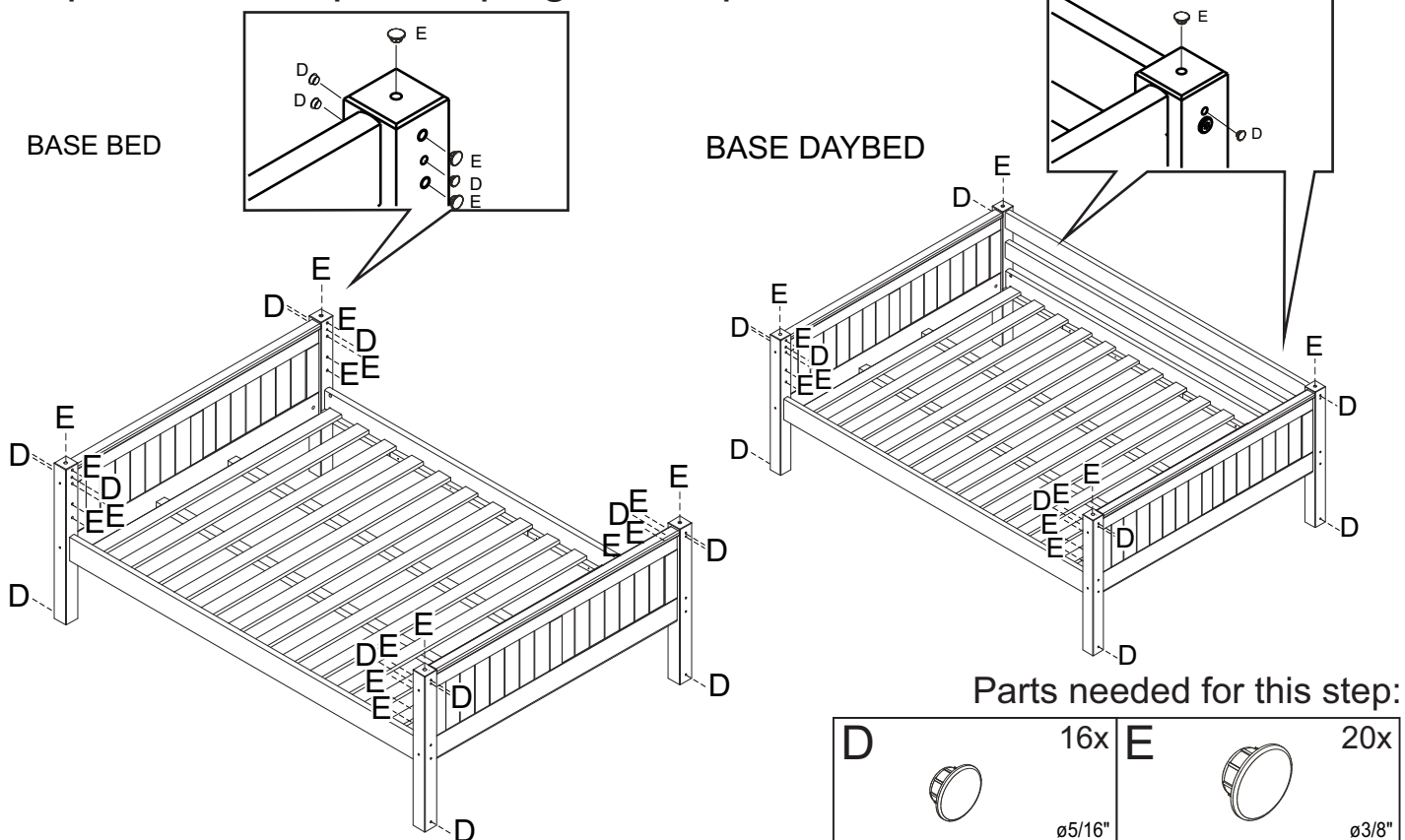
Parts needed for this step:

B		10x	C		10x	F		01x	M		08x
	$\varnothing 1/4" \times 4 \frac{1}{4}"$			$\varnothing 1/4" \times 5/8"$						$\varnothing 1/8" \times 3/4"$	

Step 04 - Attach slat roll foundation to bed rails as indicated.



Step 05 - Place plastic plugs into open screw holes.



Your bed is now ready for use as is or to be added to other bed configurations, such as Loft Bed, Bunk Bed, etc.