



Features

- Integral flange.
- Left drain.
- Textured bottom surface.
- Integral apron.
- 60" (1524 mm) x 30" (762 mm) x 17" (432 mm)

Material

- Acrylic

Installation

- Alcove
- Install footprint is 36" (914 mm) wide at center of apron.

Recommended Accessories

- K-7213 27" Cable Bath Drain
- K-7214 27" Cable Bath Drain
- K-7259 Clearflo Bath Drain



Codes/Standards




- CSA B45.5/IAPMO Z124
- ASTM E162
- ASTM E662
- Greenguard UL 2818 - Gold

KOHLER® One-Year Limited Warranty

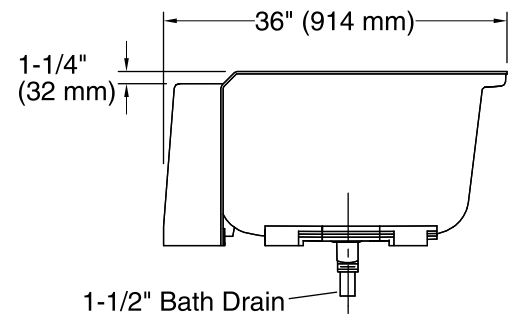
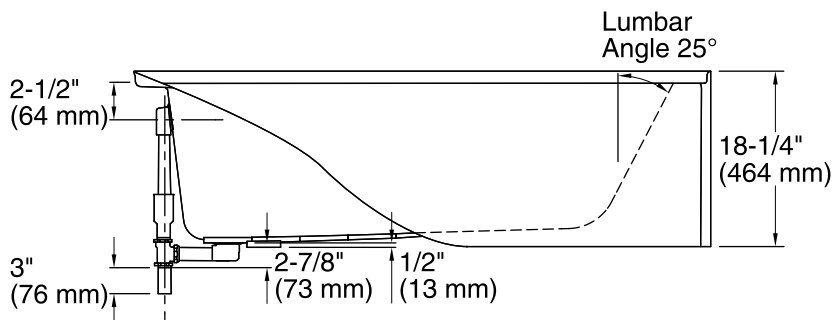
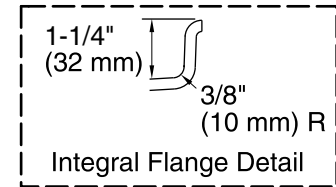
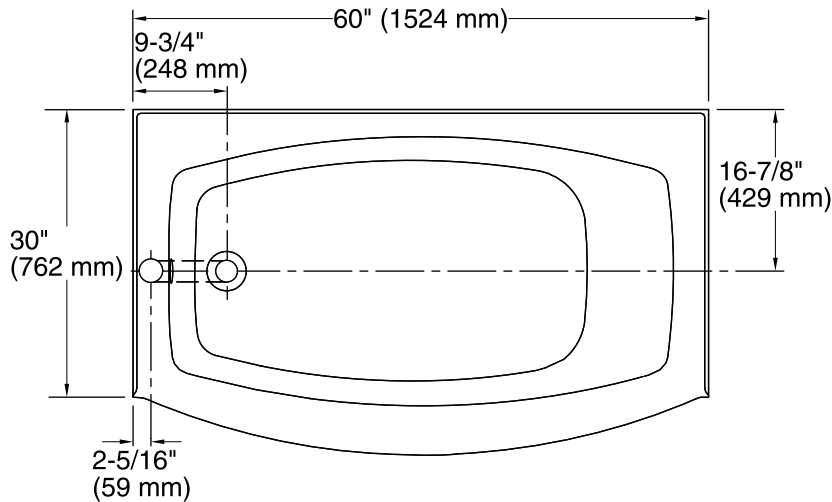
See website for detailed warranty information.

Available Color/Finishes

Color tiles intended for reference only.

Color	Code	Description
	0	White
	96	Biscuit
	47	Almond

No change in measurements if connected with drain illustrated. (K-7213)



Technical Information

All product dimensions are nominal.

Installation:	3-Wall Alcove
Drain location:	Left
Basin area, bottom:	45-5/16" x 25-9/16" (1151 mm x 649 mm)
Basin area, top:	52-9/16" x 28-1/16" (1335 mm x 713 mm)
Weight:	70 lbs (31.8 kg)
Minimum floor load:	45 lbs/ft ² (219.7 kg/m ²)
Water depth:	12-11/16" (322 mm)
Water capacity:	55.6 gal (210.5 L)

Notes

Measure your actual product for rough-in details.

Install this product according to the installation instructions.

The hot water supply should be 70% of the capacity of the bath or greater. Installations will vary.