

Features

- Single handle controls both on/off activation and temperature settings.
- 8" (203.2 mm) spout height.
- 5-13/16" (148 mm) spout reach.
- 0.5 gpm (1.9 lpm) maximum flow rate at 60 psi (4.14 bar).
- KOHLER® ceramic disc valves exceed industry longevity standards, ensuring durable performance for life.
- Metal touch-activated drain with 1-1/4" tailpiece.
- Ideal for vessel sink applications.
- Coordinates with other products in the Avid collection.

Material

- Premium metal construction for durability and reliability.
- KOHLER finishes resist corrosion and tarnishing.

Installation

- Single hole.



ADA

CSA B651

OBC

Codes/Standards

ASME A112.18.1/CSA B125.1

NSF/ANSI 61

NSF/ANSI 372

All applicable US Federal and State material regulations

DOE - Energy Policy Act 1992

California Energy Commission (CEC)

ADA

ICC/ANSI A117.1

CSA B651




OBC

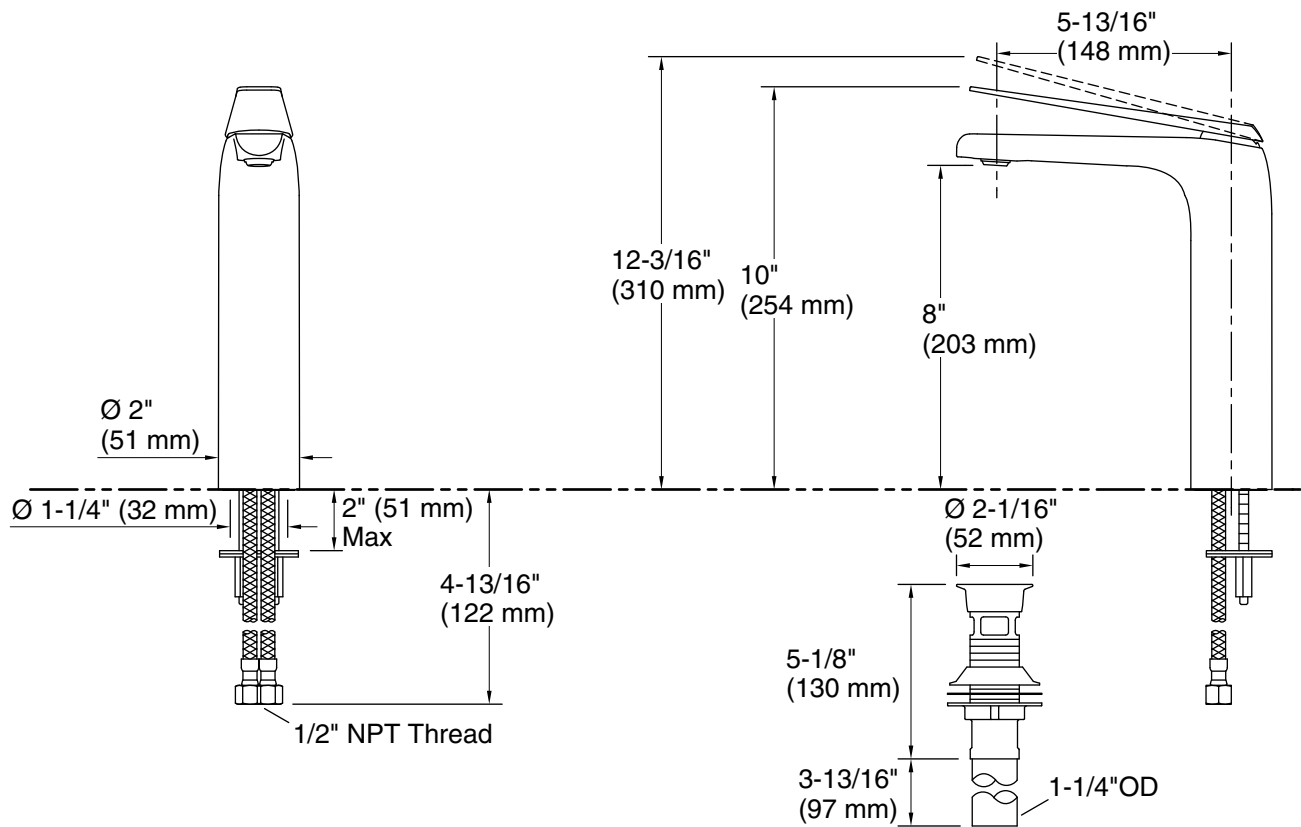
KOHLER® Faucet Lifetime Limited Warranty

See website for detailed warranty information.

Available Colors/Finishes

Color tiles intended for reference only.

Color	Code	Description
	CP	Polished Chrome
	BN	Vibrant® Brushed Nickel
	BL	Matte Black



Technical Information

All product dimensions are nominal.

Faucet:

Flow rate:	0.5 gal/min (1.9 l/min)
Pressure:	60 psi (4.1 bar)
Valve body:	Cast brass
Drain included:	Yes
Drain with overflow:	Yes
Drain tailpiece included:	Yes

Spout:

Spout reach:	5-13/16" (148 mm)
--------------	-------------------

Notes

ADA, OBC, CSA B651 compliant when installed to the specific requirements of these regulations.