


# Assembly Instruction



**STEP 1:** get the legs from the bottom, install the legs on the chair



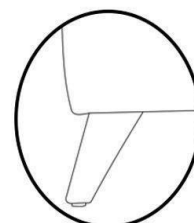
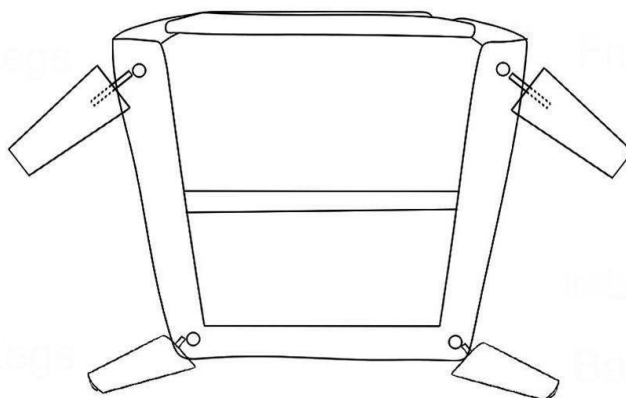
× 2 Front Legs



× 2 Back Legs



X1 Silica Pack  
(Do not eat, please discard)



Please note that the correct installation for the back leg should be consistent with the above diagram.

**STEP 2:** assemble the back cushion as the picture show

