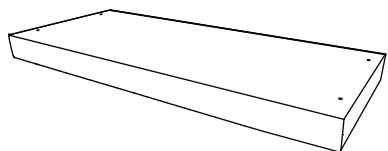
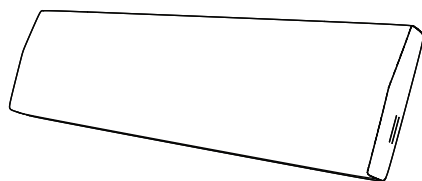


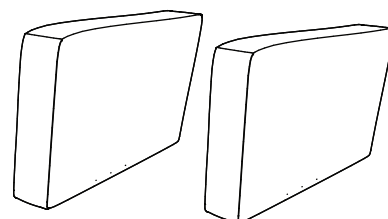
TRACK ARM SOFA & LOVESEAT



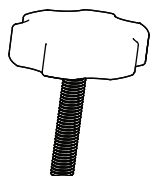
A Seat Deck
X1



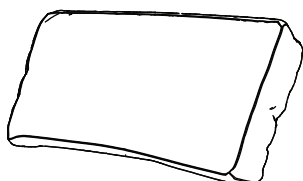
B Seat Back
X1



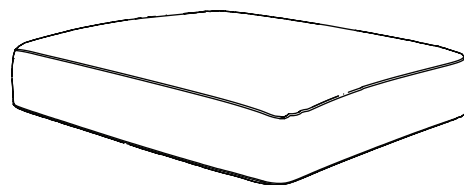
C Sofa Arms
X2




D Hand Bolt
X4



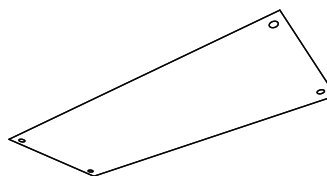
E Back Pillow
X3 for Sofa
X2 for Loveseat



F Seat Cushion
X3 for Sofa
X2 for Loveseat



G Leg
X4

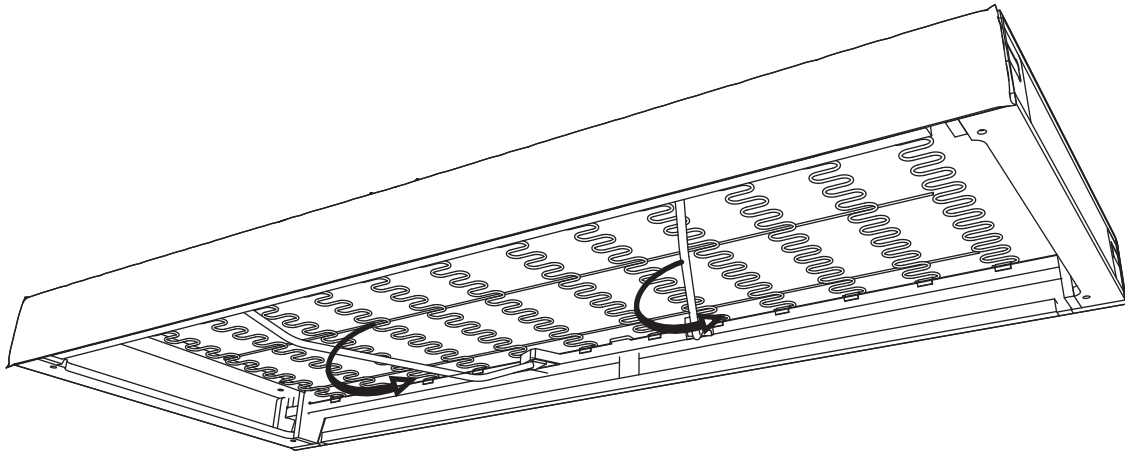


H Dust Cover
X1

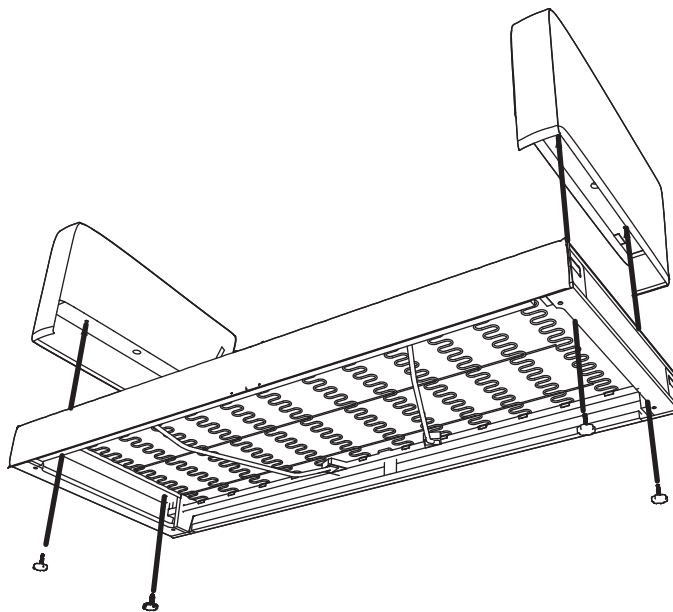
NO TOOLS REQUIRED

TRACK ARM SOFA & LOVESEAT

1. Rotate the stretchers on the seat deck (A).

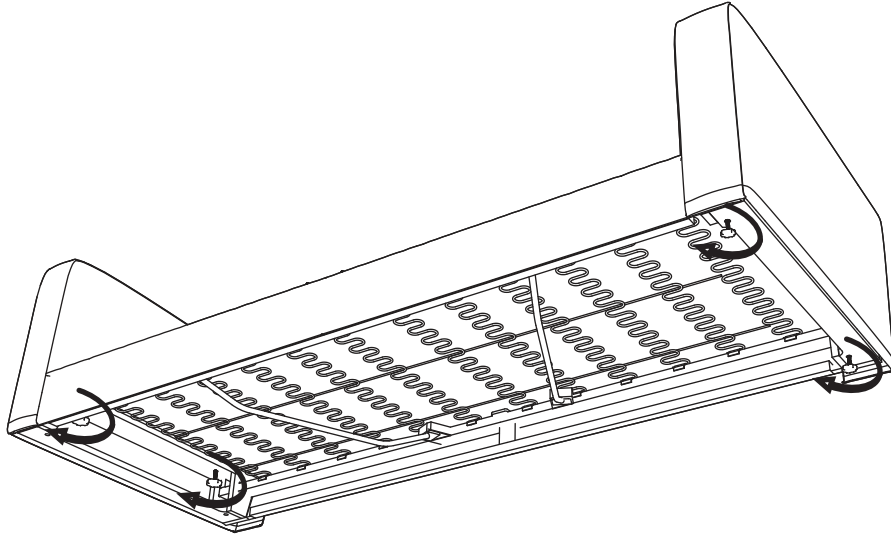


2. Align the sofa arms (C) with the holes and connect the hand bolts (D). Please note that the arms are labeled Left Side Facing Arm (LSF) and Right Side Facing Arm (RSF).




TRACK ARM SOFA & LOVESEAT

3. Turn the hand bolts (D) clockwise until slightly loose.



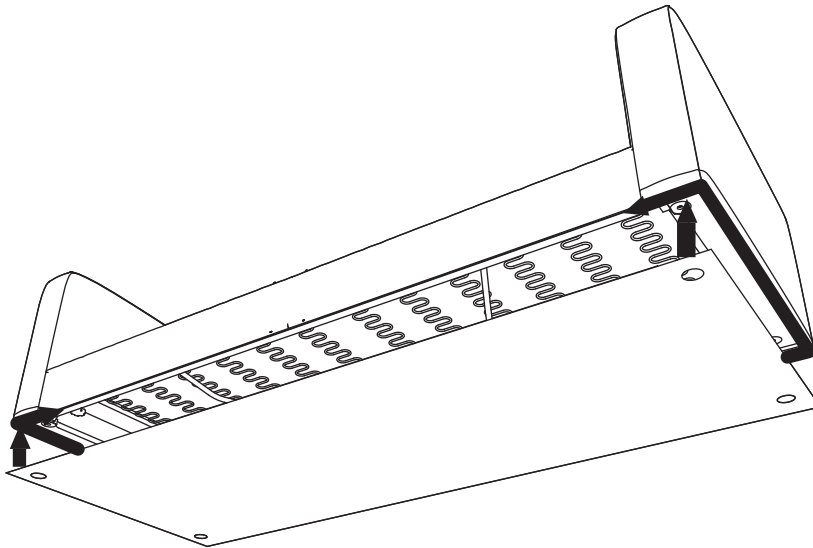
4. Slide down the backrest (B) into the brackets on each arm (C).
NOTE: The loose arms will help you slide the backrest into place smoothly.

Tighten the hand bolts (D) to secure the backrest (B) to the arms (C).

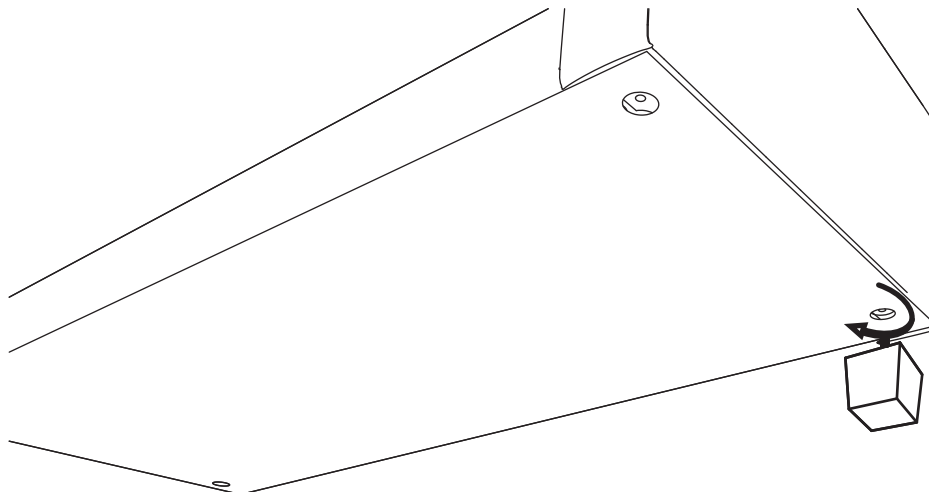


TRACK ARM SOFA & LOVESEAT

5. Pull down the bottom of the arms (C) and backrest (B) and secure to the seat deck (A) with black adhesive straps. Then place the dust cover (H) onto the straps.





6. Screw in each leg (G) clockwise until secure.



TRACK ARM SOFA & LOVESEAT

7. Add the seat cushions (F) and seat backs (E).

Congrats! Enjoy your new sofa or loveseat.



TRACK ARM SOFA & LOVESEAT

LIMITED 1-YEAR WARRANTY

WHAT IS COVERED

This warranty covers any defects in materials or workmanship, with the exceptions stated below.

HOW LONG COVERAGE LASTS

This warranty runs for one (1) year from the date of purchase.

WHAT IS NOT COVERED

The warranty applies only to the original purchaser and does not cover: (a) wear and tear; (b) improper maintenance, misuse, or alteration; (c) repair by unauthorized representatives; (d) damage resulting from transit or handling; or (e) transportation costs.

WHAT WE WILL DO

At our sole discretion we will repair, replace, or refund any product that proves to be defective in materials or workmanship.

HOW TO GET SERVICE

Email "warranty@mavenliving.com" to submit your warranty claim. Please keep your receipt so that we may process your warranty request.

HOW STATE LAW APPLIES

This warranty gives you specific legal rights, and you may also have other rights which vary from state to state.

The foregoing warranty shall be exclusive and in lieu of any other warranty, express or implied, including warranties of merchantability and fitness for a particular purpose and all other warranties otherwise arising by operation of law, course of dealing, custom, trade, or otherwise. Neither the seller nor the manufacturer shall be liable for any injury, loss or damage, direct or consequential arising out of the use or inability to use this product.

WARRANTY FULFILLED