





ASSEMBLY INSTRUCTION

DESCRIPTION: King Sleigh Headboard

Thank you for purchasing this quality product. Be sure to check all packing material carefully for small Hardware which may have come loose inside the carton during shipment. Identify and count all Hardware and compare with the Hardware List Below.

PARTS LIST		
No.	Description	Qty.
①	Panel Headboard (Packed separately)	1 Pc
②	Left Leg (Pack with HB)	1 Pc
③	Right Leg (Pack with HB)	1 Pc
④	Bottom Rail (Pack with HB)	1 Pc

HEADBOARD HARDWARE LIST			
No.	Description	Hardware	Qty.
(A)	JCBC Screw Ø1/4" x 50mm		12 Pcs
(B)	Spring Washer Ø1/4"		12 Pcs
(C)	Flat Washer Ø1/4" x 19mm x 2mm		12 Pcs
(D)	Allen Key M4		1 Pc

