


Assembly Instructions



1. Remove Bar Stool from box.




2. Cut plastic straps.


If Swivel Plate has "Front Top" make sure this side facing the front of the stool
If there is NO "Front Top" the plate can be attached in any direction



3. Put pressure on the plate and twist 45 degrees



4. Place bucket on top of swivel plate.



5. Insert bolts from the bottom of the top swivel plate and insert washer and nut from the top to tighten.



6. Place Seat on top of the bucket and 4 screws from the bottom.