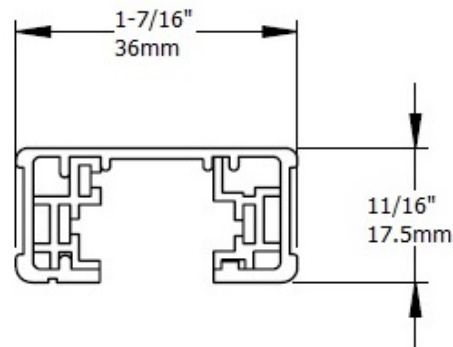
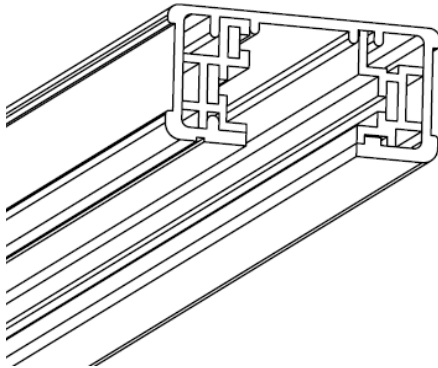




H1 TRACK SYSTEM

SINGLE CIRCUIT
120V

Type	
Project	
Catalog No.	



DESCRIPTION

Track / Power Distribution System suitable for retail, commercial and residential use. Compatible with wide selection of JESCO H and H2 track lighting fixtures. Ships with one **H1EC** (end cap) installed.

CONSTRUCTION

Extruded aluminum housing.
Solid copper bus bars equivalent to #12 AWG wire.
Independent ground conductor.

MOUNTING

Surface mount to finished ceiling. Toggle bolts included.
Suspend from finished ceiling using **HSK100** and appropriate stem.
Add **SK101** adaptor for sloped ceiling.
T-Bar ceiling mount using **TBC**.

ELECTRICAL

120V 50/60 Hz 20A max

LABELS



ORDERING INFORMATION

TRACK SYSTEM	LENGTH	FINISH
H1TR = JESCO H1 Track	2 = 2'	-BK - Black
	4 = 4'	-WT - White
	6 = 6'	
	8 = 8'	
H1TR		-

T-Bar Ceiling

H1TBH	T-Bar outlet box housing
TBC	T-Bar attachment clip

Fixture Extensions

H2HVFE12	12" line voltage fixture extension
H2HVFE18	18" line voltage fixture extension
H2HVFE24	24" line voltage fixture extension
H2HVFE36	36" line voltage fixture extension
H2HVFE48	48" line voltage fixture extension
LVFE06	6" low voltage fixture extension
LVFE12	12" low voltage fixture extension
LVFE18	18" low voltage fixture extension
LVFE24	24" low voltage fixture extension
LVFE36	36" low voltage fixture extension
LVFE48	48" low voltage fixture extension

Power Feeds and Connectors

H1LE	End feed
H1LEC	End feed with outlet box cover
H1LEBX	Conduit end feed
H1FC	Floating canopy
H1IJ	Mini I joiner
H1ILP	Adjustable I or L connector/feed
H1TP	Adjustable T connector/feed
H1XP	X connector/feed
H1FLXJ	Flexible joiner

Suspension

HSK100	Suspension canopy
HSK102	Wireway cover for suspension
SK100	Suspension stem coupling
SK101	Sloped ceiling suspension adaptor
SK106	6" suspension stem
SK112	12" suspension stem
SK118	18" suspension stem
SK124	24" suspension stem
SK136	36" suspension stem
SK148	48" suspension stem
H1CS048P	48" cable suspension w/ powerfeed
HCS048	48" cable suspension

Accessories

CP1	Outlet box cover
H1EC	End cap

JESCO
LIGHTING GROUP

www.jescolighting.com
support@jescolighting.com
Tech Support: 855.592.0029

15 Harbor Park Drive
Port Washington, NY 11050
Main Line: 800.527.7796
Fax Line: 855.265.5768

219 South 6th Ave
City of Industry, CA 91746
Main Line: 855.654.0110
Fax Line: 626.333.2955

Specifications subject to change without notice.

7/25/2017

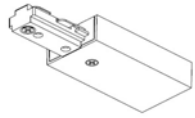
Page 1



H1 TRACK SYSTEM

SINGLE CIRCUIT
120V

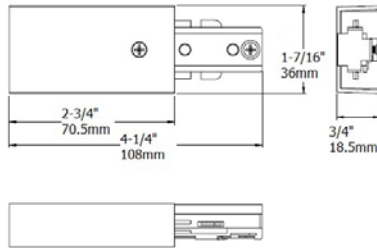
Type	
Project	
Catalog No.	



H1LE

■ ■ ■

End Feed

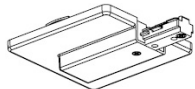


Direct wiring through ceiling with BX or end feed in suspension. **CP1** (outlet box cover) required over junction box. Accepts 3/8" or 1/2" (trade size) electrical fittings. Reversed polarity available upon request.

ORDERING INFORMATION

ITEM NO.	FINISH
H1LE – End Feed	-BK – Black
H1LER – Reversed Polarity	-WT – White

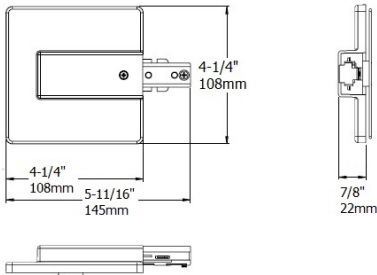
H1LE	-
------	---



H1LEC

■ ■ ■

End Feed with
Outlet Box
Cover

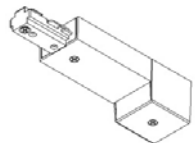


Wiring through junction box. Built-in junction box cover. Reversed polarity available upon request.

ORDERING INFORMATION

ITEM NO.	FINISH
H1LEC – End Feed w/ Outlet Box Cover	-BK – Black
H1LECR – Reversed Polarity	-WT – White

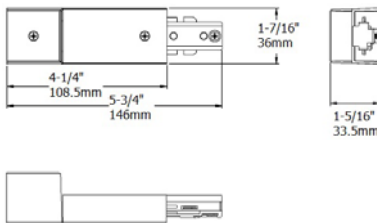
H1LEC	-
-------	---



H1LEBX

■ ■ ■

Conduit End
Feed

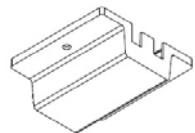


Surface conduit wiring. Accepts 3/8" or 1/2" (trade size) electrical fittings. Reversed polarity available upon request. Combine standard and reversed polarity for a conduit continuity kit.

ORDERING INFORMATION

ITEM NO.	FINISH
H1LEBX – Conduit End Feed	-BK – Black
H1LEBXR – Reversed Polarity	-WT – White

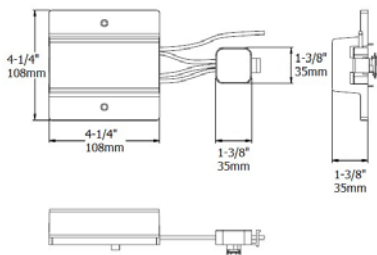
H1LEBX	-
--------	---



H1FC

■ ■ ■

Floating Canopy

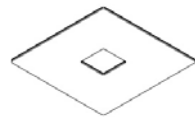


Wiring through junction box. Can be located anywhere along track. Comes with one **H1EC** (end cap).

ORDERING INFORMATION

ITEM NO.	FINISH
H1FC – Floating Canopy	-BK – Black
	-WT – White

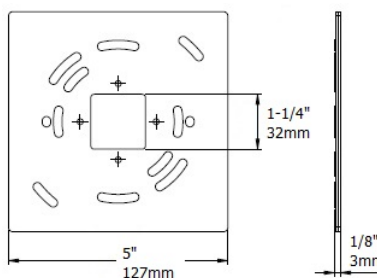
H1FC	-
------	---



CP1

■ ■ ■

Outlet Box
Cover



Covers 4" junction box at feed point.

ORDERING INFORMATION

ITEM NO.	FINISH
CP1 – Outlet box cover	-BK – Black
	-WT – White

CP1	-
-----	---

JESCO
LIGHTING GROUP

www.jescolighting.com
support@jescolighting.com
Tech Support: 855.592.0029

15 Harbor Park Drive
Port Washington, NY 11050
Main Line: 800.527.7796
Fax Line: 855.265.5768

219 South 6th Ave
City of Industry, CA 91746
Main Line: 855.654.0110
Fax Line: 626.333.2955

7/25/2017

Specifications subject to change without notice.

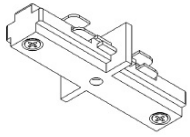
Page 2



H1 TRACK SYSTEM

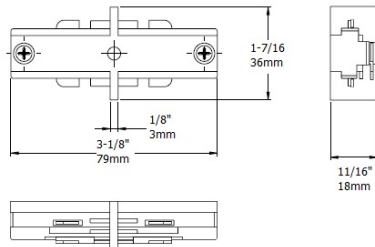
SINGLE CIRCUIT
120V

Type	
Project	
Catalog No.	



H1IJ

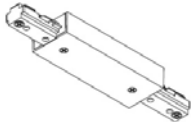
■ ■ ■
Mini I Joiner



Connects two track sections. Low profile design for a clean continuous run.

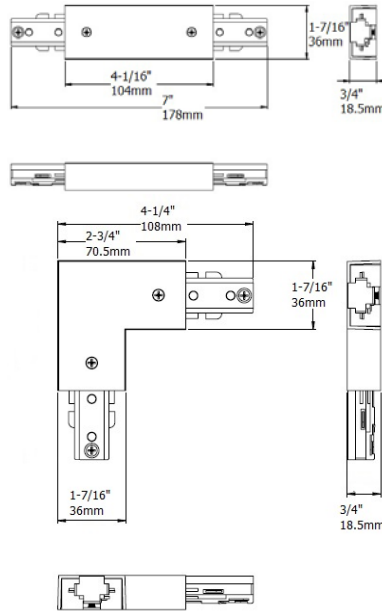
ORDERING INFORMATION

ITEM NO.	FINISH
H1IJ – Mini I Joiner	-BK – Black -WT – White
H1IJ	-



H1ILP

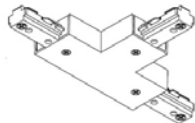
■ ■ ■
Adjustable I or L
Connector/Feed



Connects two track sections in a straight or 90° configuration. Ships with 90° cover installed, straight cover included. May be used as feed point. **CP1** (outlet box cover) required over junction box.

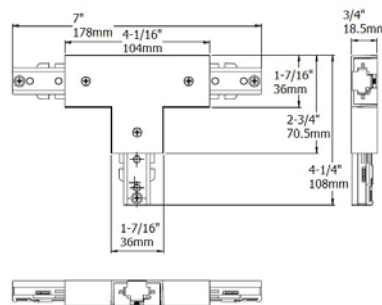
ORDERING INFORMATION

ITEM NO.	FINISH
H1ILP – I or L Connector/Feed	-BK – Black -WT – White
H1ILP	-



H1TP

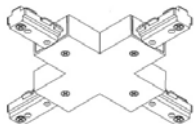
■ ■ ■
Adjustable T
Connector/Feed



Connects three track sections in a T configuration. Adjustable for right or left application. May be used as feed point. **CP1** (outlet box cover) required over junction box.

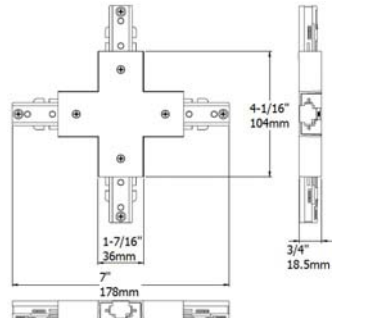
ORDERING INFORMATION

ITEM NO.	FINISH
H1TP – T Connector/Feed	-BK – Black -WT – White
H1TP	-



H1XP

■ ■ ■
X
Connector/Feed



Connects four track sections in an X configuration. Factory wired for two separate 90° runs. May be field wired for one run. May be used as feed point. **CP1** (outlet box cover) required over junction box.

ORDERING INFORMATION

ITEM NO.	FINISH
H1XP – X Connector/Feed	-BK – Black -WT – White
H1XP	-

JESCO
LIGHTING GROUP

www.jescolighting.com
support@jescolighting.com
Tech Support: 855.592.0029

15 Harbor Park Drive
Port Washington, NY 11050
Main Line: 800.527.7796
Fax Line: 855.265.5768

219 South 6th Ave
City of Industry, CA 91746
Main Line: 855.654.0110
Fax Line: 626.333.2955

Specifications subject to change without notice.

7/25/2017


Page 3



H1 TRACK SYSTEM

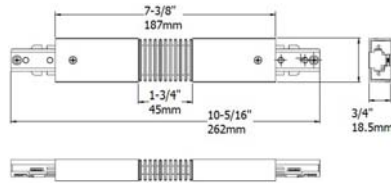
SINGLE CIRCUIT
120V

Type	
Project	
Catalog No.	



H1FLXJ

Flexible Joiner




Connects two track sections up to 90° left, right, up or down.

ORDERING INFORMATION

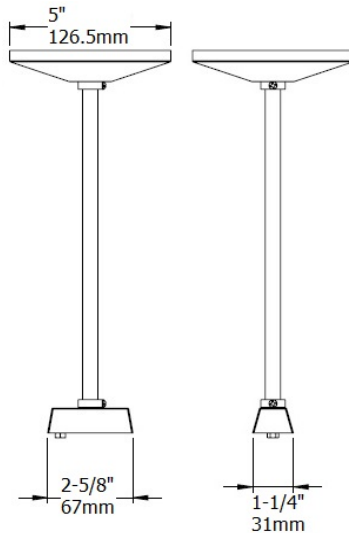
ITEM NO.	FINISH
H1FLXJ – Flexible Joiner	-BK – Black -WT – White

H1FLXJ	-
--------	---



HSK100

Suspension Canopy



Suspend track from ceiling or junction box. Includes canopy and track bracket. Stem not included. Suspension stem in 6", 12", 18" 24", 36" and 48" are available to be ordered separately. Stem may be extended in any combination using **SK100** (suspension stem coupling).

For sloped ceiling application, add **SK101** (sloped ceiling suspension adaptor). One required per suspension canopy.

For electrical feed, add **HSK102** (wireway cover for suspension). One required per **H1LE** (end feed).

Use 2 per **H1TR2** (2' track) or **H1TR4** (4' track).
Use 3 per **H1TR6** (6' track) or **H1TR8** (8' track).

ORDERING INFORMATION

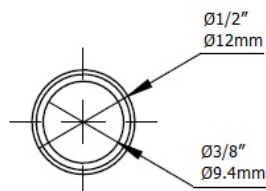
ITEM NO.	FINISH
HSK100 – Suspension Canopy	-BK – Black -WT – White

HSK100	-
--------	---



SK1

Suspension Stem



Suspend track from ceiling or junction box. Includes stem only. One required per **HSK100** (suspension canopy).

Available in 6", 12", 18" 24", 36" and 48". Stem may be extended in any combination using **SK100** (suspension stem coupling).

Use 2 per **H1TR2** (2' track) or **H1TR4** (4' track).
Use 3 per **H1TR6** (6' track) or **H1TR8** (8' track).

ORDERING INFORMATION

ITEM NO.	LENGTH	FINISH
SK1	06 – 6" Suspension Stem 12 – 12" Suspension Stem 18 – 18" Suspension Stem 24 – 24" Suspension Stem 36 – 36" Suspension Stem 48 – 48" Suspension Stem	-BK – Black -WT – White

SK1		-
-----	--	---

JESCO
LIGHTING GROUP

www.jescolighting.com
support@jescolighting.com
Tech Support: 855.592.0029

15 Harbor Park Drive
Port Washington, NY 11050
Main Line: 800.527.7796
Fax Line: 855.265.5768

219 South 6th Ave
City of Industry, CA 91746
Main Line: 855.654.0110
Fax Line: 626.333.2955

Specifications subject to change without notice.

7/25/2017


Page 4



H1 TRACK SYSTEM

SINGLE CIRCUIT
120V

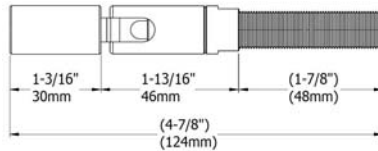
Type	
Project	
Catalog No.	



SK101

■ ■ ■

Sloped Ceiling
Suspension
Adaptor



Suspend track from sloped ceiling. Use in conjunction with **HSK100** (suspension canopy). May be used to feed electrical wire up to 60° angle.

ORDERING INFORMATION

ITEM NO.	FINISH
SK101 – Sloped Ceiling Adaptor	-BK – Black -WT – White

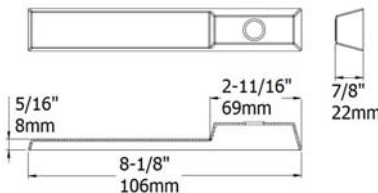
SK101	-
-------	---



HSK102

■ ■ ■

Wireway Cover
for Suspension

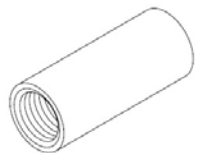


Conceals electrical feed wire from stem to **H1LE** (end feed). One required per **H1LE** (end feed).

ORDERING INFORMATION

ITEM NO.	FINISH
HSK102 – Wireway Cover	-BK – Black -WT – White

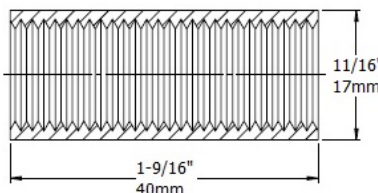
HSK102	-
--------	---



SK100

■ ■ ■

Suspension
Stem Coupling

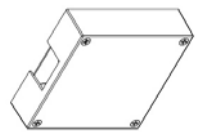


Connects two suspension stems to extend the drop. Suspension stem in 6", 12", 18", 24", 36" and 48" may be extended in any combination.

ORDERING INFORMATION

ITEM NO.	FINISH
SK100 – Suspension Stem Coupling	-BK – Black -WT – White

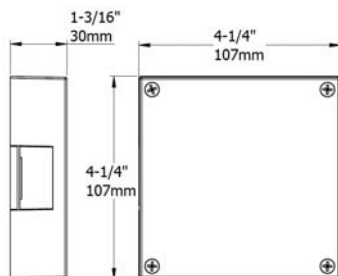
SK100	-
-------	---



H1TBH

■ ■ ■

T-Bar Outlet Box
Housing

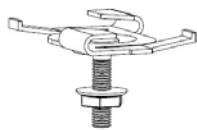


Direct wiring through ceiling tile with BX when T-Bar is directly above track. Accepts 3/8" or 1/2" (trade size) electrical fittings. Requires **H1LE**, **H1ILP**, **H1TP** or **H1XP**.

ORDERING INFORMATION

ITEM NO.	FINISH
H1TBH – T-Bar Outlet Box Housing	-WT – White

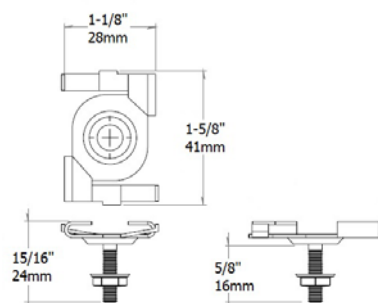
H1TBH	-WT
-------	-----



TBC

■ ■ ■

T-Bar
Attachment Clip



Twists on to T-grid for fast, easy and secure installation. Fits 15/16" T-grid. Supports up to 25-lbs static load.

Use 2 per **H1TR2** (2' track) or **H1TR4** (4' track).
Use 3 per **H1TR6** (6' track) or **H1TR8** (8' track).

ORDERING INFORMATION

ITEM NO.	
TBC – T-Bar Attachment Clip	

TBC	
-----	--

JESCO
LIGHTING GROUP

www.jescolighting.com
support@jescolighting.com
Tech Support: 855.592.0029

15 Harbor Park Drive
Port Washington, NY 11050
Main Line: 800.527.7796
Fax Line: 855.265.5768

219 South 6th Ave
City of Industry, CA 91746
Main Line: 855.654.0110
Fax Line: 626.333.2955

Specifications subject to change without notice.

7/25/2017

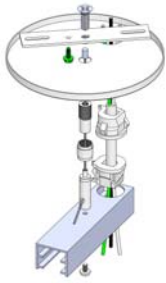
Page 5



H1 TRACK SYSTEM

SINGLE CIRCUIT
120V

Type	
Project	
Catalog No.	



H1CS048P

■ ■ ■
Cable Suspension
w/ Powerfeed

Suspend track from junction box where powerfeed is needed. Includes canopy, 1/16" galvanized cable, 12/3 SJT cord, strain relieve and 4" cable ties.

Two-piece cable coupler design allows access to junction box without dropping the track. Length is easily adjustable using gripper w/ side exit on bottom end.

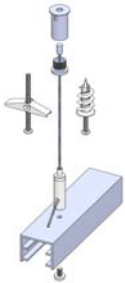
One required per **H1LE** (end feed).

Use in conjunction with **HCS048** (cable suspension).

ORDERING INFORMATION

ITEM NO.	FINISH
H1CS048P – 48" cable suspension w/ powerfeed	-BK – Black -WT – White

H1CS048P	-
-----------------	---



HCS048

■ ■ ■
Cable Suspension

Suspend track from ceiling. Includes plastic self drilling drywall anchor, #1/8 toggle wing, 1/16" galvanized cable.

Two-piece standoff provides easy installation and minimal footprint of only 5/8". Length is easily adjustable using gripper w/ side exit on bottom end.

Use 2 per **H1TR2** (2' track) or **H1TR4** (4' track).

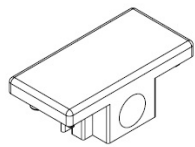
Use 3 per **H1TR6** (6' track) or **H1TR8** (8' track).

Use **H1CS048P** (cable suspension w/ powerfeed) where powerfeed is needed.

ORDERING INFORMATION

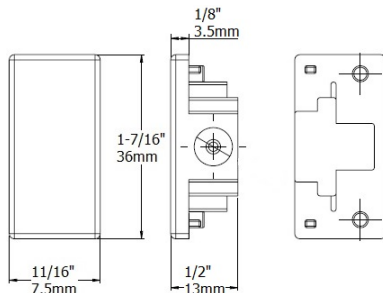
ITEM NO.	FINISH
HCS048 – 48" cable suspension	

HCS048	
---------------	--



H1EC

■ ■ ■
End Cap



Covers end of track section. One included with each **H1TR** (JESCO H1 track).

ORDERING INFORMATION

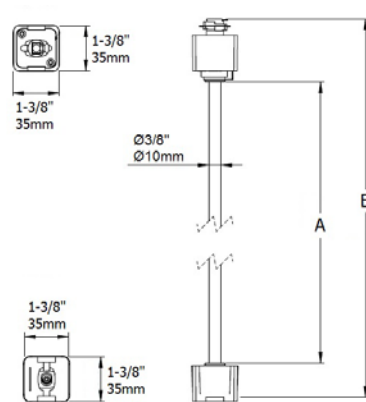
ITEM NO.	FINISH
H1EC – End cap	-BK – Black -WT – White

H1EC	-
-------------	---



H2HVFE

■ ■ ■
Line Voltage
Fixture Extension



Extends line voltage fixture from track. For use with **H1TR** (JESCO H1 track).

ORDERING INFORMATION

ITEM NO.	LENGTH	FINISH
H2HVFE – Line voltage fixture extension	12 – A=12"/B=14.5" 18 – A=18"/B=20.5" 24 – A=24"/B=26.5" 36 – A=36"/B=38.5" 48 – A=48"/B=50.5"	-BK – Black -WT – White

H2HVFE		-
---------------	--	---

JESCO
LIGHTING GROUP

www.jescolighting.com
support@jescolighting.com
Tech Support: 855.592.0029

15 Harbor Park Drive
Port Washington, NY 11050
Main Line: 800.527.7796
Fax Line: 855.265.5768

219 South 6th Ave
City of Industry, CA 91746
Main Line: 855.654.0110
Fax Line: 626.333.2955

Specifications subject to change without notice.

7/25/2017

Page 6



H1 TRACK SYSTEM

SINGLE CIRCUIT
120V

Type

Project

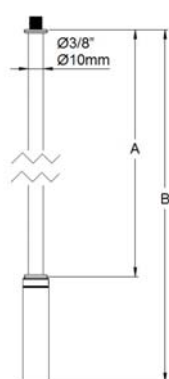
Catalog No.



LVFE



Low Voltage
Fixture Extension



Extends low voltage fixture lamp housing from transformer housing. Factory assembled.

ORDERING INFORMATION

ITEM NO.	LENGTH	FINISH
LVFE – Low voltage fixture extension	06 – A=6\"/>	-BK – Black
	12 – A=12\"/>	-WT – White
	18 – A=18\"/>	
	24 – A=24\"/>	
	36 – A=36\"/>	
	48 – A=48\"/>	

LVFE

-