





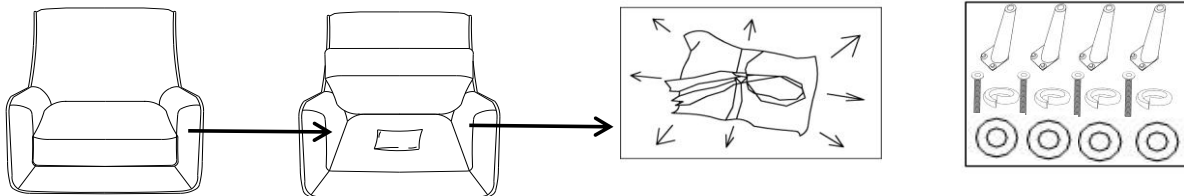


# ASSEMBLY INSTRUCTION

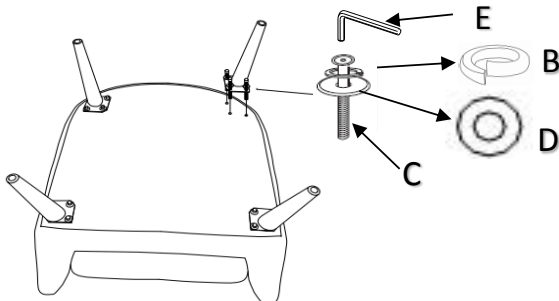
## Accent Chair

Parts#	Parts Name	Drawing	Qty
A	Legs		4
B	Spring washer		12
C	Bolt		12
D	Flat washer		12
E	Allen wrench		1
F	Chair		1

Step 1: Take out the legs under the cushion



Step 2: Attached the four legs (A) to the seat frame by using Bolt (C), plat washer (D), spring washer (B), and Allen wrench (E) .



Step 3: Turn the chair over

