

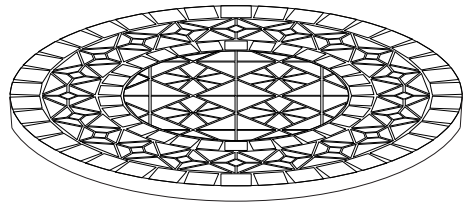


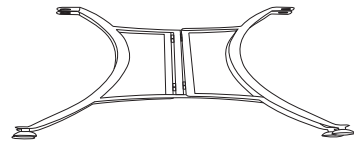
TABLE ASSEMBLY INSTRUCTIONS

- PLEASE ASSEMBLE ON SOFT SURFACE OR INSIDE THIS CARTON BOX BEFORE MOVING. CAUTION AND CARE WHEN MOVING! HEAVY OBJECT.
- PLEASE APPLY 1-2 TIMES PER YEAR - STONE & GROUT SEALANT - TO PRESERVE ACCENT TABLE. AND PRIOR TO USE OUTDOORS.

Item	Description	Q'ty
A	 M8 4pcs	4pcs
B	 8x19x2 4pcs	4pcs

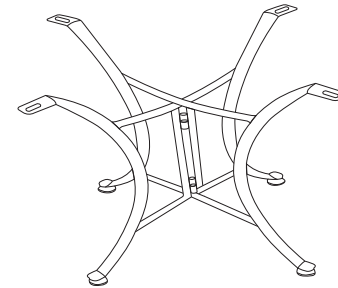


1PC

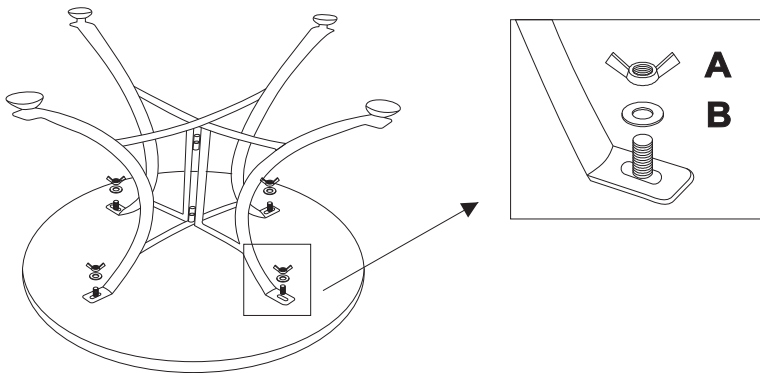


1PC

**Step 1** Open the leg



**Step 2**



**Step 3**

