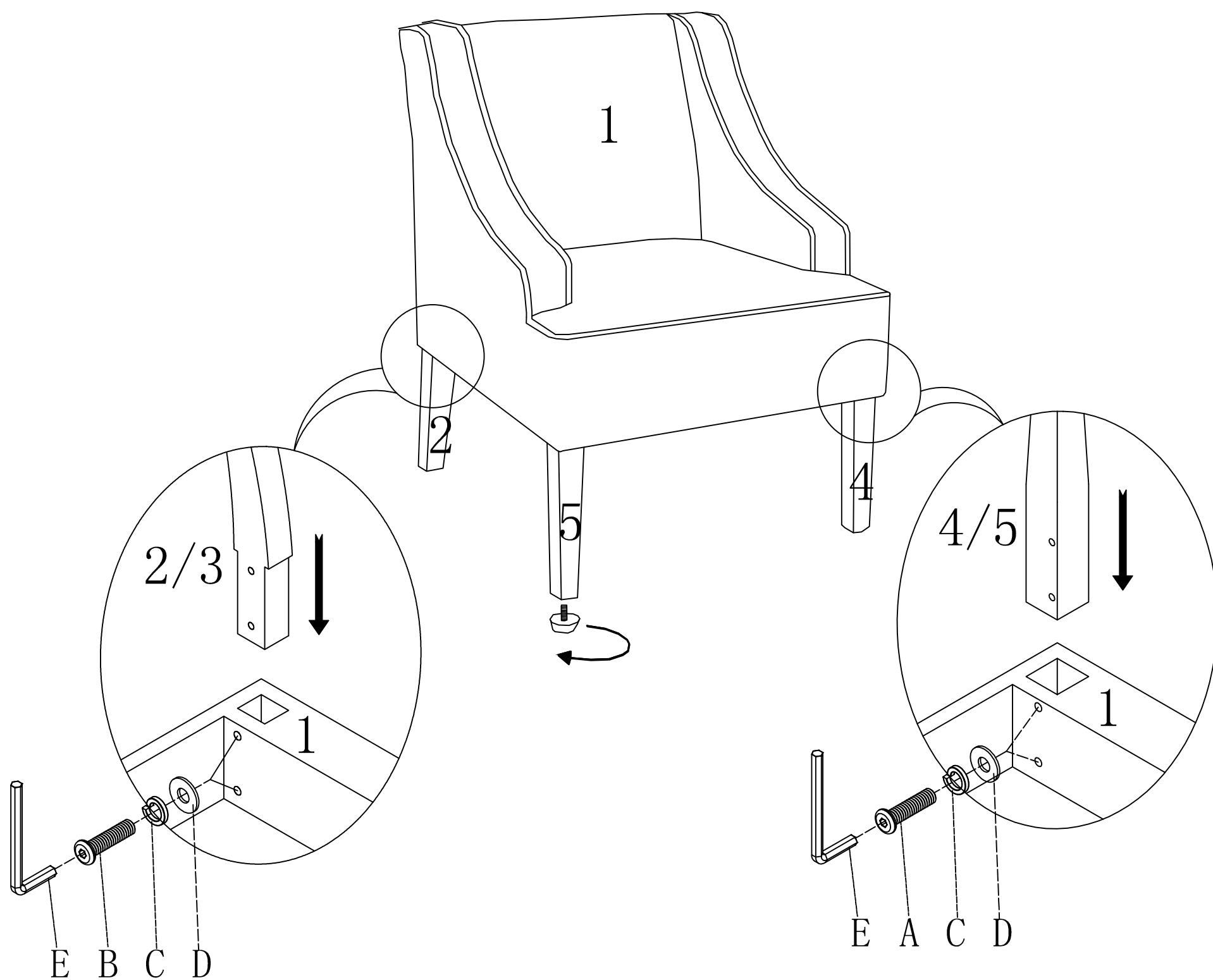

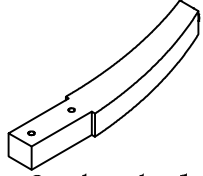
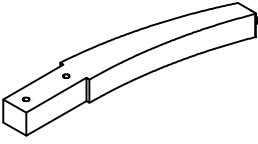
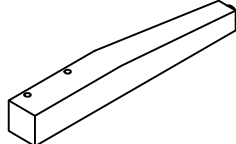
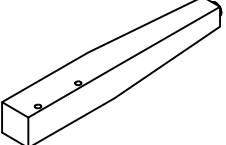





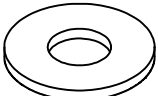

ASSEMBLY INSTRUCTION



PARTS IDENTIFICATION

1		1PC	2	 Left back leg	1PC
3	 Right back leg	1PC	4	 Left front leg	1PC
5	 Right front leg	1PC			

HARDWARE IDENTIFICATION

A	 $\phi 5/16 \times 50\text{mm}$	4PCS	B	 $\phi 5/16 \times 60\text{mm}$	4PCS
C	 $\phi 8\text{mm}$	8PCS	D	 $\phi 22\text{mm}$	8PCS
E	 5mm	1PC			

ATTENTION:

WHEN YOU ASSEMBLE, PLEASE DO NOT TIGHTEN EACH SCREW UNTIL ALL SCREWS ARE LINED UP WITH THE FRAME.