



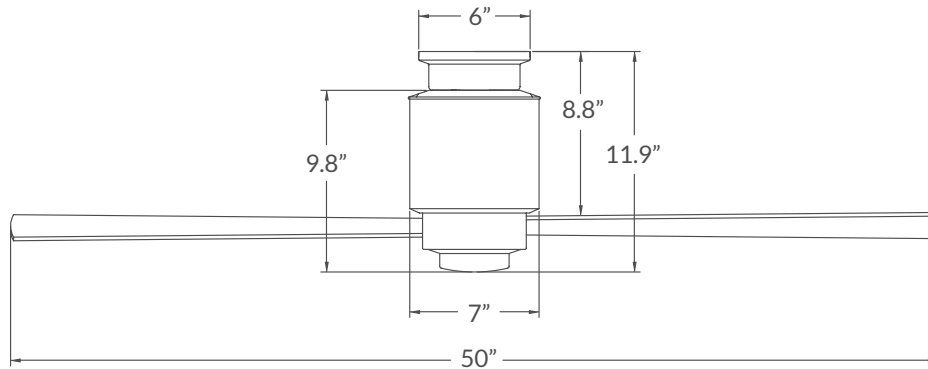
Lapa Flush



Lapa Flush > Configure item number from attributes below.

Finish	Blade Span	Blade Color	Light Option	Control Option
#LAP-FM -	-	-	-	-
▲ GW Gloss White BN Bright Nickel GV Galvanized DB Dark Bronze	▲ 50 50" Span	▲ WH White NK Nickel SV Silver BK Black MP Maple MG Mahogany	▲ NL No Light 552 17W LED	▲ 001 Fan Speed Only 002 Fan & Light – 3 Wire 003 Handheld Remote 004 Fan & Light – 2 Wire 005 Wall/Remote Combo

Dimensions



Specifications

- 153mm x 18mm AC motor with reverse switch on fan body
- Stamped and spun steel construction
- 50" span, plywood blades
- Optional LED Light: 17W, 90 CRI, 3000K, 1600 lumens (dimmable) behind an opal glass diffuser; adds 3.5" to length of fan
- For flat ceilings only
- Designed by Ron Rezek
- ETL listed for dry and damp locations
- Weight: 16 lbs (7.3 kgs)

Performance Data

LOWEST SPEED

RPM: 70
CFM: 1,471
Watts: 11.13
CFM/W: 132

HIGHEST SPEED

RPM: 190
CFM: 4,719
Watts: 59.64
CFM/W: 79

Energy Guide Data

Average Energy Use
38 Watts

Average Airflow
3,196 CFM

Yearly Energy Cost
\$11

Average Efficiency
85 CFM/Watt

Energy Guide Data represents weighted averages of low speed and high speed performance, assuming typical use (excluding light). For more information, visit www.modernfan.com.

Lapa Flush

Gloss White with
White Blades
(no light)



THE
MOD-
ERN
FAN
CO

Galvanized with
Silver Blades
(no light)



Dark Bronze with
Mahogany Blades
and 552 LED Light




FAN FINISHES

Gloss White




Bright Nickel



Galvanized




Dark Bronze




PLYWOOD BLADES

Plywood blades are constructed of furniture grade veneers, painted or stained as shown here. Natural variations may exist in woodgrains and finishes.


White




Nickel



Silver




Black



Maple



Mahogany



LAPA FLUSH FAN CONTROLS

Selection of a control option is made at time of order and incorporated into the fan item number (except #FC-009A and #FC-009B which are sold as accessory items).



#FC-001 Fan Speed Only Control (no light)

For a single AC fan, providing four speeds. Not intended for a fan with light.



#FC-002 Fan & Light Control—3 Wire

For a single AC fan with LED light, providing four speeds and dimming function. Requires three wires from switch location to fan.



#FC-003-LED Handheld Remote RF Control

Includes RF handset and receiver for a single AC fan or AC fan with LED light, providing three speeds and selectable light function (on/off or dimming). Includes universal or dedicated channel selection.



#FC-004-LED RF Fan & Light Control— 2 Wire

Includes RF wall control and receiver for a single AC fan or AC fan with LED light, providing three speeds and selectable light function (on/off or dimming). Includes universal or dedicated channel selection and master power switch.



#FC-005-LED Wall/Remote RF Control

Includes RF handset, RF wall control and receiver for a single AC fan or AC fan with LED light, providing three speeds and selectable light function (on/off or dimming). Includes universal or dedicated channel selection and master power switch.



#FC-009A / #FC-009B Multi-fan Speed Controls for AC Fans

(no lights)

Sold as an accessory item, providing three speeds for multiple fans on a single switch leg.

FC-009A for 2-3 fans

FC-009B for 3-6 fans

Note: Control of fan lights must be accounted for separately with owner provided control on separate switch leg.

MOUNTING

The Lapa Flush installs with a flat mounting plate (included) for attachment to an appropriately rated junction box.

The Lapa Flush is intended for flat, low ceilings (approximately 8'0").

For higher ceilings and/or for sloped ceilings, please select from one of our down rod suspended models.