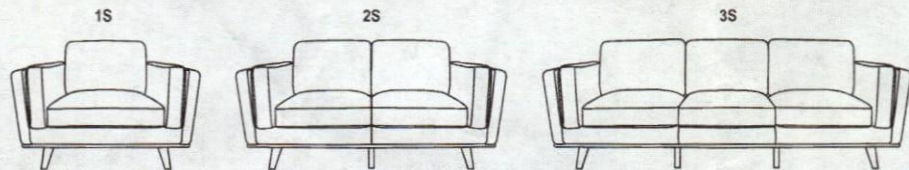
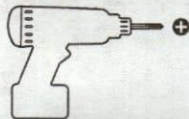


ASSEMBLY INSTRUCTION




Read the instruction carefully. Refer hardware and furniture parts list for guidance. Refer steps provided as assembling guide.



TOOL REQUIRED



HARDWARE LIST

DESCRIPTION	QTY		
	1S	2S	3S
A Metal Leg 	4 Pcs	4 Pcs	4 Pcs
B Screw 8x1.5" 	4 Pcs	4 Pcs	4 Pcs
C Wooden Leg 		1 Pcs	2 Pcs

Assembly Instruction (Leg)

*all wooden leg to be fixed in parallel with screw hole and arrow marked on underlining.

