



Darfield™

0.5 – 1.0 gpf Urinal
K-5024-T

Features

- Washout
- 3/4" top spud
- 0.5 gpf (1.9 lpf) or 1.0 gpf (3.8 lpf).

Material

- Vitreous china

Recommended Accessories

K-9000 P-Trap
K-10675 WaterSense® 0.5 gpf Exposed Flushometer
K-10676 1.0 gpf Exposed Flushometer
K-10958 WaterSense® 0.5 gpf Exposed Flushometer
K-10960 1.0 gpf Exposed Flushometer
K-13518 1.0 gpf Exposed Flushometer
K-13519 0.5 gpf Exposed Flushometer

Components

Additional included component/s: 3/4" Inlet Spud, 1-1/2" Outlet Spud, Strainer, 1-12" Tailpiece, and Hanger (1 Required).



ADA

Codes/Standards





ASME A112.19.2/CSA B45.1
DOE - Energy Policy Act 1992
ADA
ICC/ANSI A117.1

KOHLER® One-Year Limited Warranty

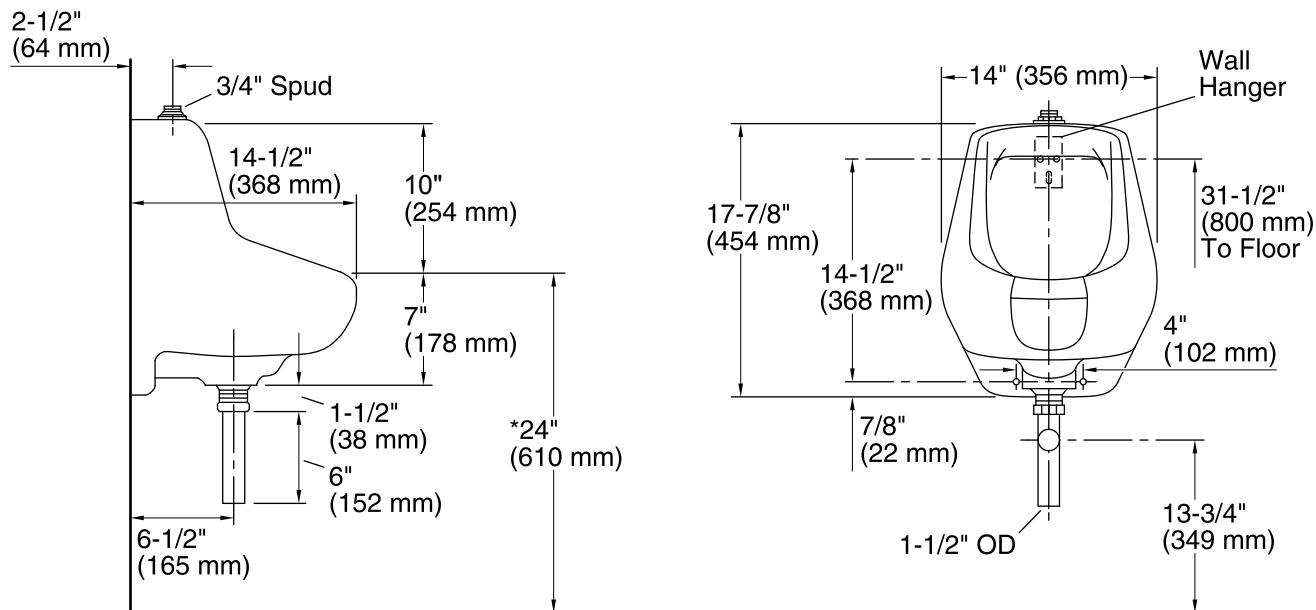
See website for detailed warranty information.

Available Color/Finishes

Color tiles intended for reference only.

Color	Code	Description
	0	White
	96	Biscuit
	47	Almond
	7	Black Black™

*Urinal complies with ADA requirement when rim is mounted no higher than 17" (432 mm) from finished floor



Technical Information

All product dimensions are nominal.

Flush outlet technology: Washout

Spud size: 3/4", inlet, Top

Min. Water per Flush: 0.5 gal (1.9 L)

Max. Water per Flush: 1 gal (3.8 L)

Designed for the above water use when installed with a water-saving flushometer.

Notes

Install this product according to the installation guide.

ADA compliant when installed to the specific requirements of these regulations.