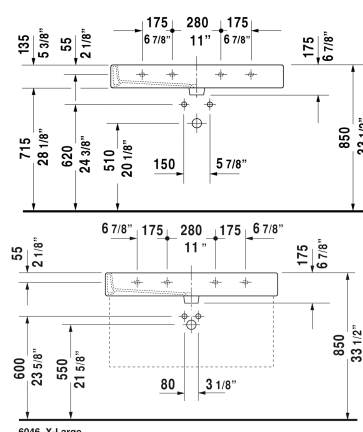
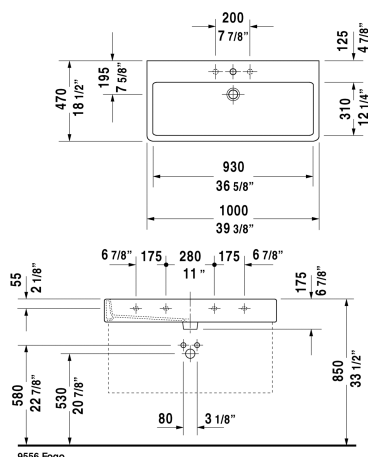
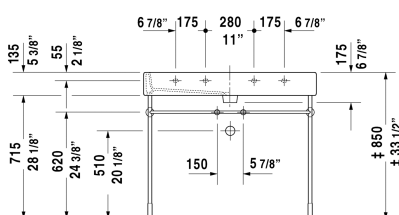


Vero Furniture washbasin # 045410..00 / 045410..30 / 045410..60

| < 39 3/8" Inch > |



Furniture washbasin	Dimension	Weight	Order number
with faucet deck, underside fully glazed, wall-mounted, hardware included, cUPC listed, 39 3/8" Inch			
Colors			
00 White 08 Black			
Variant			
● with overflow	39 3/8" x 18 1/2" Inch	62.2 lb	045410..00
●●● with overflow	39 3/8" x 18 1/2" Inch	62.2 lb	045410..30
⊗ with overflow	39 3/8" x 18 1/2" Inch	62.2 lb	045410..60
Infobox			
For installing ceramics larger than 39 3/8", 2 sets of basin hardware # 6951000000 are required			
Sanitary ceramics with the special WonderGliss surface finish will remain clean and attractive-looking for a long time to come. When ordering WonderGliss please add a "1" as eleventh digit to the model number.			
Accessory for ceramics			
Push button drain assembly for washbasins with overflow	2" Inch	0.8 lb	005052
Towel rail square tube 1/2", Chrome, for washbasin # 045410, 235010	37 5/8" Inch	1.5 lb	003039
Design Siphon		3.3 lb	005036
Suitable products			

Vero Furniture washbasin # 045410..00 / 045410..30 / 045410..60

|< 39 3/8" Inch >|

Metal console height adjustable +2", for washbasin # 045410, 235010,		003067
Vanity unit wall-mounted 1 drawer including compartment, compartment consists of glass dividers and box drawers (small/large), (not ground), for Vero # 045410, 37 3/8" x 17 1/2" / 14 1/4" Inch	37 3/8" x 17 1/2" / 14 1/4" Inch	F09556
Vanity unit wall-mounted 1 pull-out compartment, for Vero # 045410 (not ground), 37 3/8" x 17 3/8" Inch	37 3/8" x 17 3/8" Inch	KT6688
Vanity unit wall-mounted 2 drawers, upper drawer including cut-out for siphon and siphon cover, for Vero # 045410 (not ground), 37 3/8" x 17 3/8" Inch	37 3/8" x 17 3/8" Inch	KT6638
Vanity unit wall-mounted 1 pull-out compartment, compartment consists of glass dividers and 2 boxes (small/large), for Vero # 045410 (not ground), 37 3/8" x 17 1/2" Inch	37 3/8" x 17 1/2" Inch	XL6046
Vanity unit wall-mounted 2 drawers, upper drawer including cut-out for siphon and siphon cover, for Vero # 045410 (not ground), 37 3/8" x 17 1/2" Inch	37 3/8" x 17 1/2" Inch	XL6346
Vanity unit wall-mounted 1 pull-out compartment, pull-out compartment including cut-out for siphon and siphon cover, for Vero # 045410 (not ground), 37 3/8" x 16 7/8" Inch	37 3/8" x 16 7/8" Inch	VE6107
Vanity unit wall-mounted 2 drawers, upper drawer including cut-out for siphon and siphon cover, for Vero # 045410 (not ground), 37 3/8" x 16 7/8" Inch	37 3/8" x 16 7/8" Inch	VE6207

All drawings contain the necessary measurements which are subject to standard tolerances. They are stated in inch & mm and are non-binding. Exact measurements, in particular for customized installation scenarios, can only be taken from the finished ceramic piece.