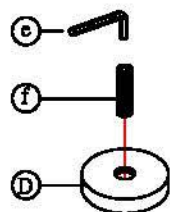


ASSEMBLY INSTRUCTION

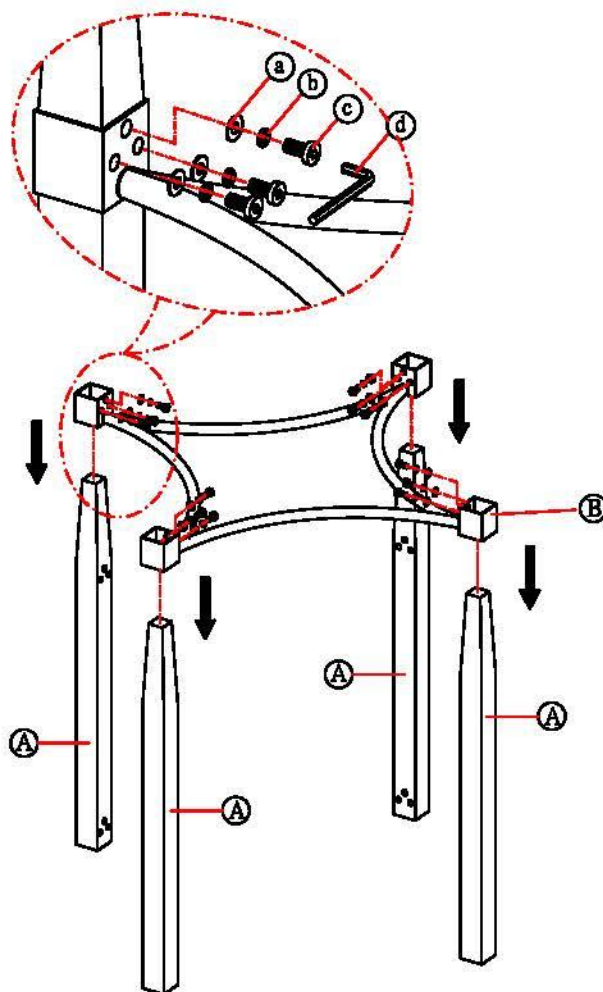
THANK YOU FOR PURCHASING THIS QUALITY PRODUCT.

BE SURE TO CHECK ALL PACKING MATERIAL CAREFULLY FOR SMALL PARTS THAT MAY HAVE COME LOOSE INSIDE THE CARTON DURING TRANSIT.

Step 1



Step 2



Assemble the stretch, fasten the screws 80% tight.

PARTS LIST:

NO	DESCRIPTION	SIZE(mm)	SKETCH	QTY
A	POLE	55*55		4PCS
B	FRAME	900*900		1PC
C	STRECTH	900*900		1PC
D	PUCK	Ø38*12		4PCS

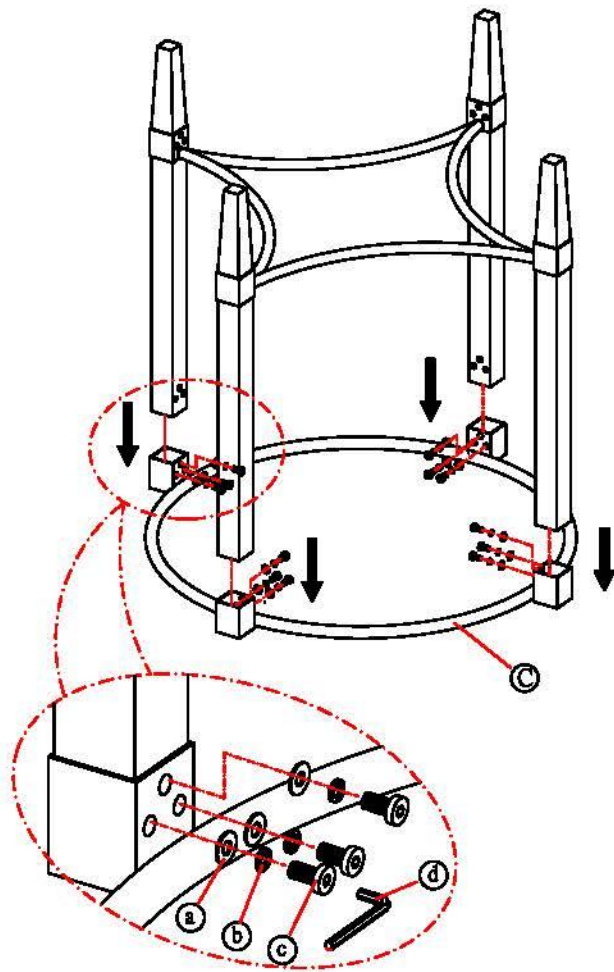
HARDWARE LIST:

NO	DESCRIPTION	SIZE(mm)	SKETCH	QTY
a	WASHER	Ø8.5		24PCS
b	SPRING WASHER	Ø8.5		24PCS
c	BOLT	M8x18		24PCS
d	ALLEN KEY	5		1PC
e	ALLEN KEY	3		1PC
f	SHORT SCREW	1/4"*20		4PCS

MADE IN CHINA

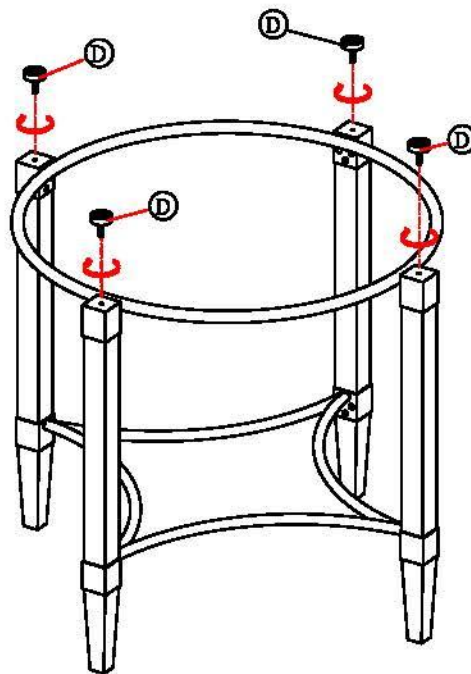
ASSEMBLY INSTRUCTION

Step 3



Assemble the frame , and tighten
the screw of stretch .

Step 4



FINISH

