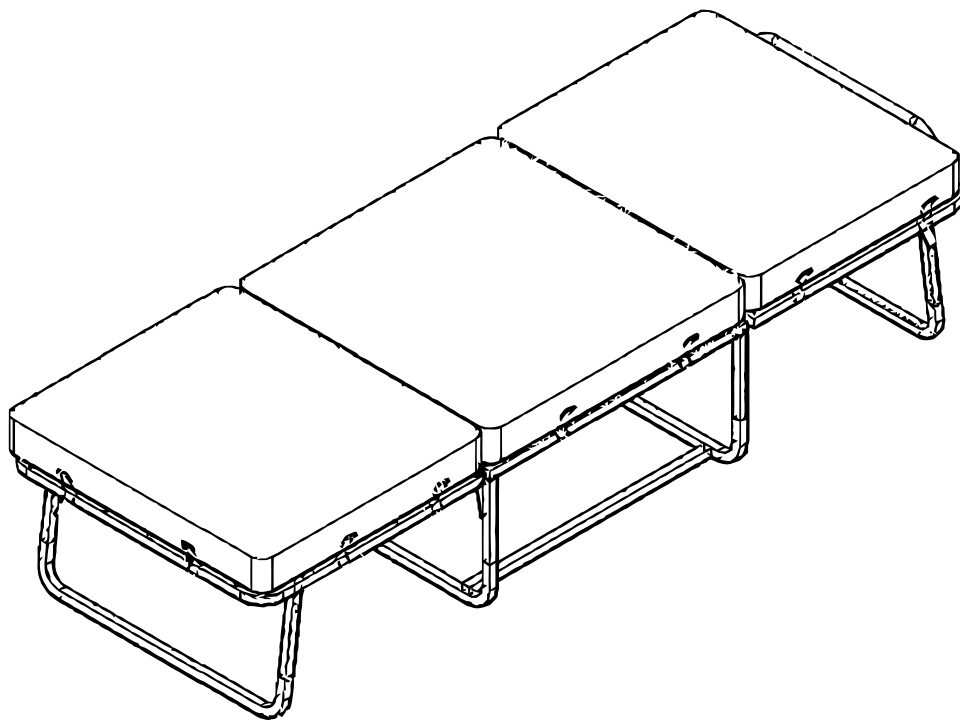


# Cocktail Ottoman



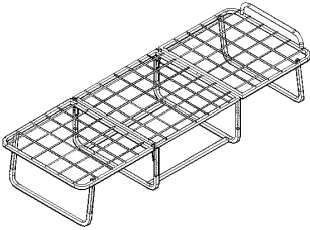
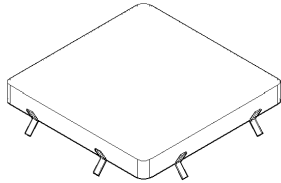
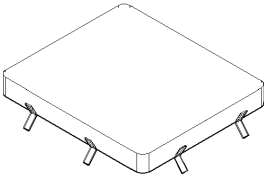
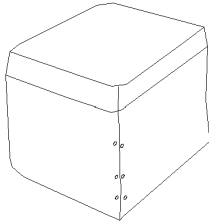
## **ASSEMBLY INSTRUCTIONS**

---

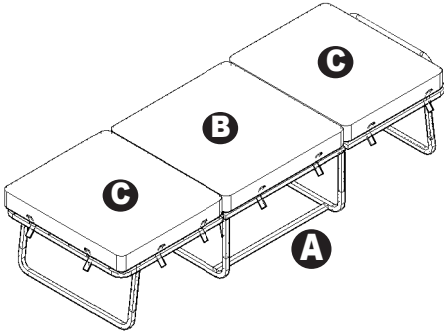
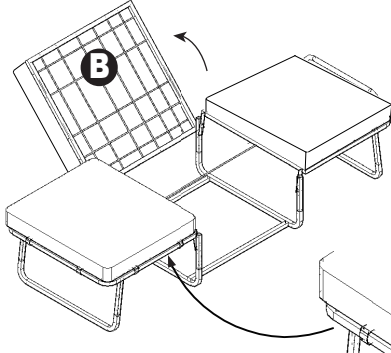
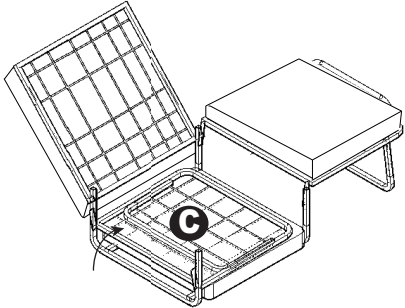
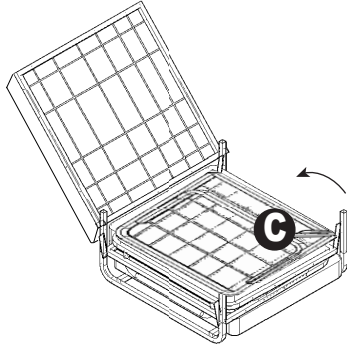
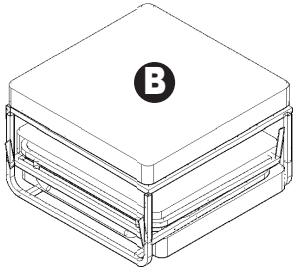
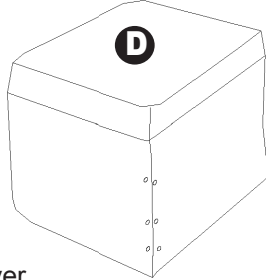
We have designed our furniture with you, the customer in mind. Our clear, easy to follow, step by step instructions will guide you through the project from start to finish. feel confident that this will be a fun and rewarding project. The final product will be a quality piece of furniture that will go together smoothly and give you years of enjoyment.

---

## Accessories list

<b>A</b>  <p>1pc</p>	<b>B</b>  <p>1pc</p>
<b>C</b>  <p>2pcs</p>	<b>D</b>  <p>1pc</p>

## Folding instructions

<b>Step 1</b> 	<b>Step 2</b> 
<b>Step 3</b> 	<b>Step 4</b> 
<b>Step 5</b> 	<b>Step 6</b>  <p>* Slide the Cover.</p>
<p>* Follow diagram to Fold Bed into ottoman.</p>	