


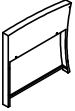

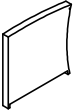

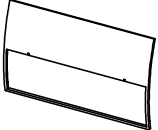



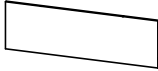

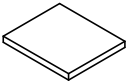
ASSEMBLY INSTRUCTIONS


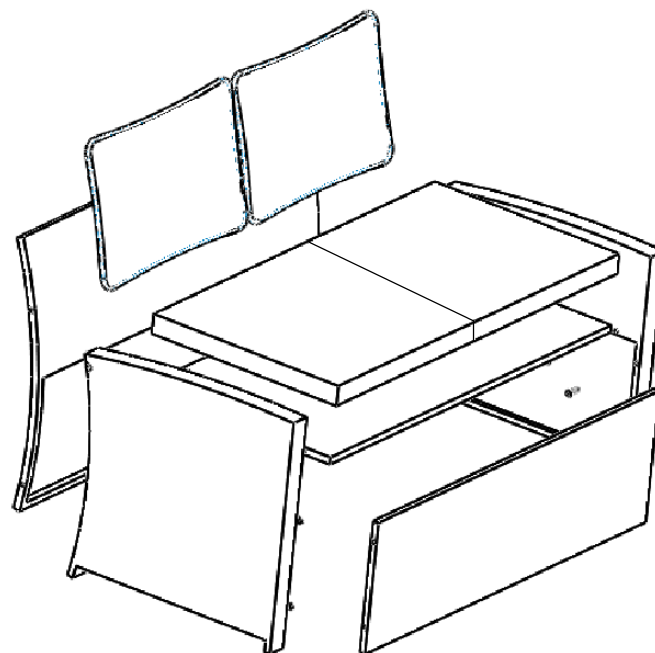

Important Safety Instructions:

- . Please read all instructions before beginning assembly
- . Please make sure receive all the parcels to start the assembly
- . For your safety and convenience, assembly by two people is recommended
- . Use the parts and hardware lists to identify and separate each of the components included
- . Save all packing materials until assembly is completed to avoid the accidental discarding of smaller parts or hardware

Note: You may find cushions placed underneath the table or between frames!

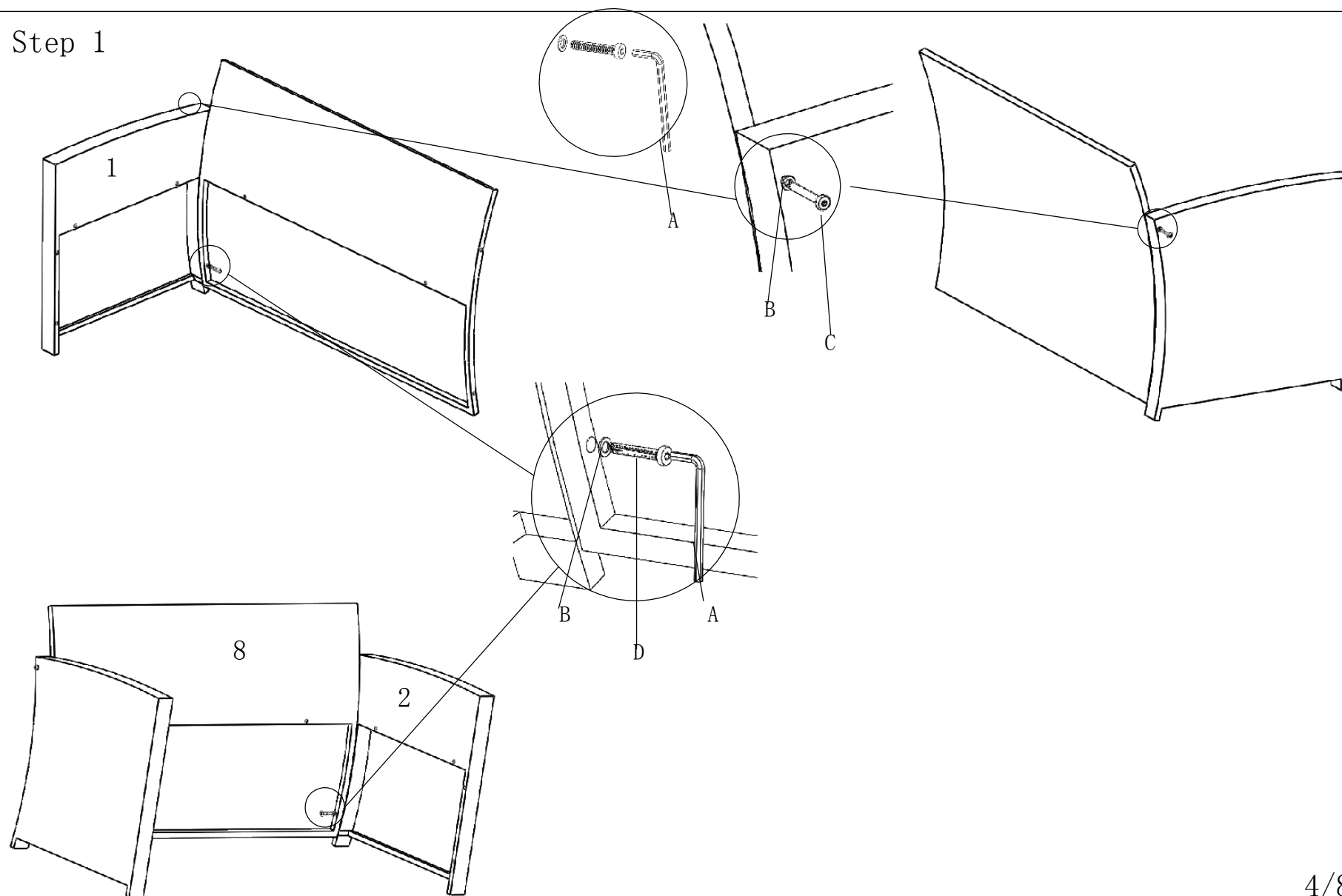


Code	Part name	Picture	Picture .Qty	Code	Part name	Picture	Pictur e.Qty
1	Right armrest of sofa		1PC	A	Hexagonal wrench		1PC
2	Left armrest of sofa		1PC	B	shim		18PCS
8	Double sofa back		1PC	C	Socket head cap screw (M6*70MM)		3PCS
9	Double sofa seat		1PC	D	Socket head cap screw (M6*35MM)		15PCS
10	Front baffle under double sofa seat		1PC				
6	Double sofa back cushion		2PC				
11	Double sofa cushion		2PC				

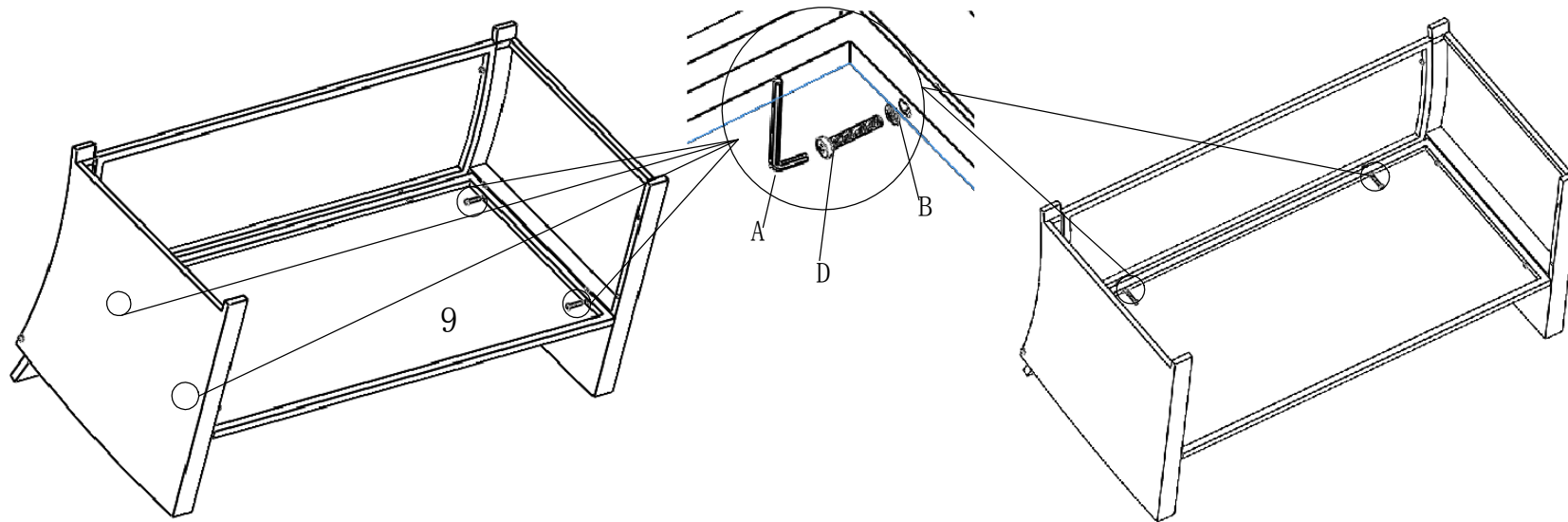


Note: Do not tighten bolts until all parts are connected

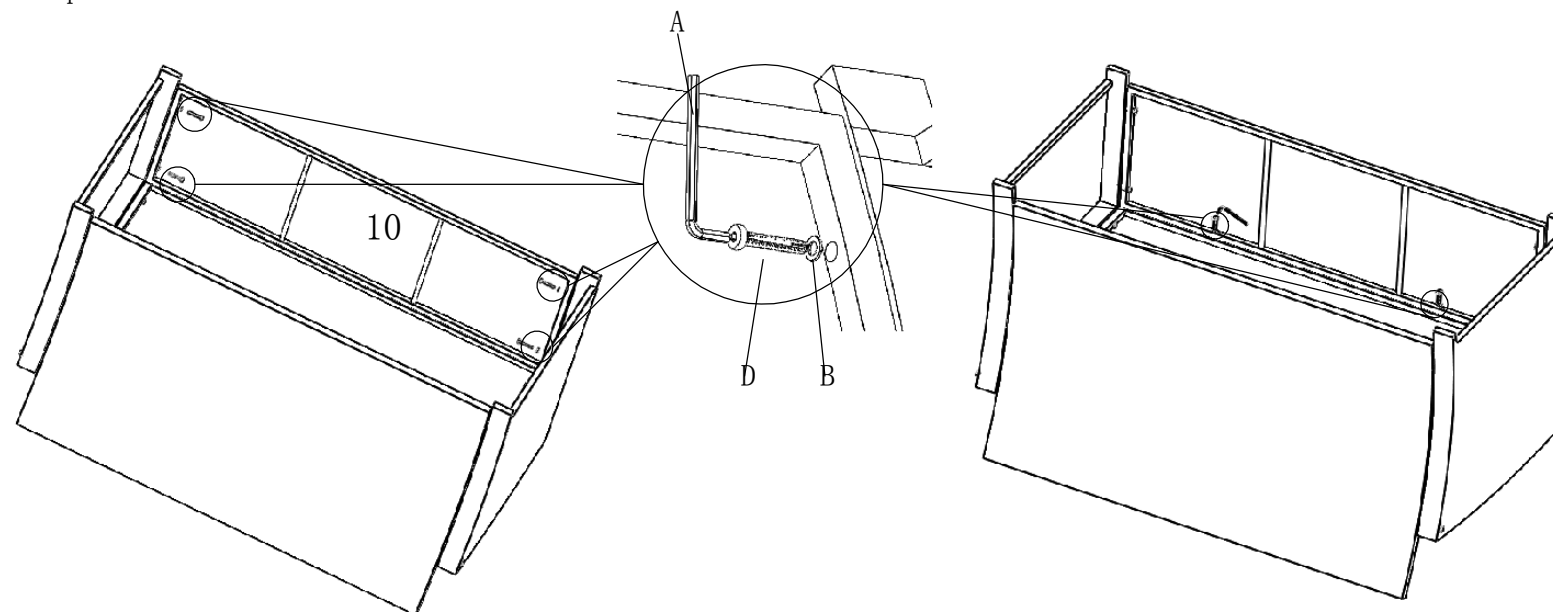
Step 1



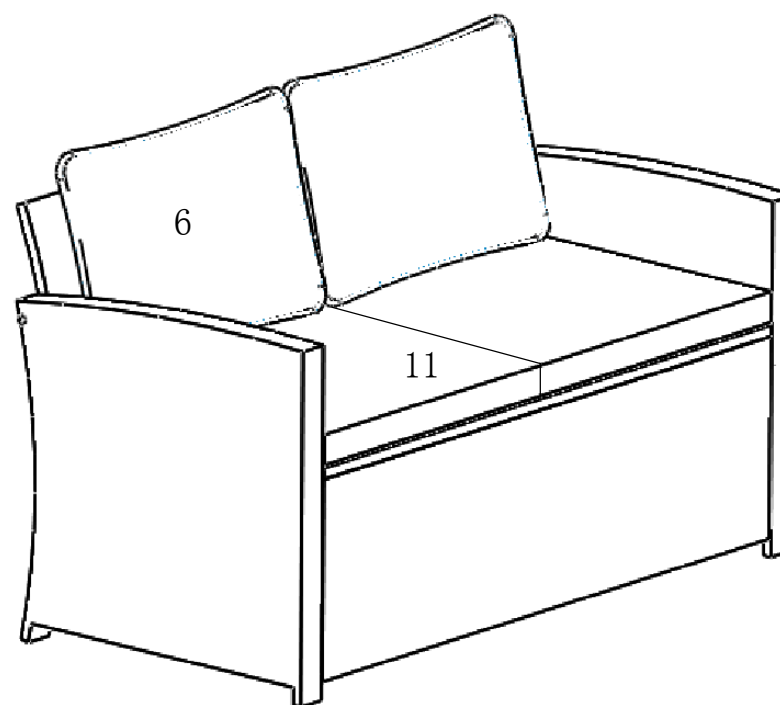
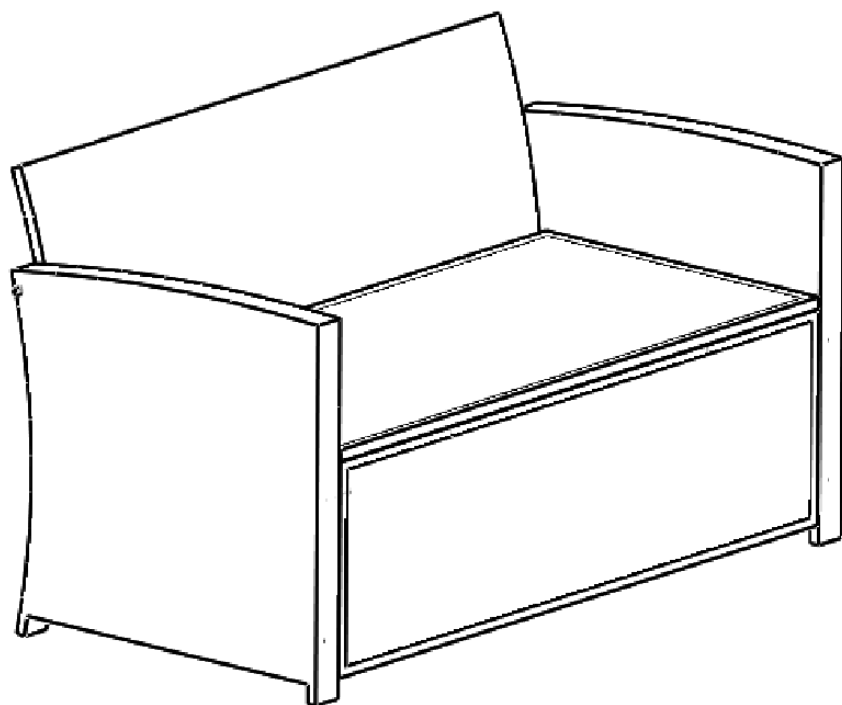
Step 2



Step 3



Completed unit



Furniture Care & Cleaning Instructions

- Do not expose the furniture to strong sunlight, which causes discoloration and shorten the product lifetime.
- Do not expose the furniture to extreme heat, cold, or humidity, which may cause wood to swell or warp.
- Do not leave the furniture wet with beads of water standing on the furniture.
- Cover furniture with outdoor covers (sold separately) when left outside during inclement weather or when not in use.
- Wipe spills with a clean dry cloth. Do not use chemicals or abrasives for cleaning!
- TAKE NOTE: THE BOLTS MAY SLIGHTLY LOOSEN OVER TIME. IF YOUR FURNITURE FEELS "WOBBLY" OR LOOSE, PLEASE RE-TIGHTEN BOLTS.

Wicker Outdoor Furniture: For daily care, wipe with a soft dry cloth. Wipe spills with a clean dry cloth. Avoid the use of harsh cleaners and abrasives. Store indoors during long periods of inclement weather. Make sure furniture is completely dry before storage. Cover furniture with outdoor covers (sold separately) when left outside during inclement weather or when not in use. Use a proper outdoor cover that allows for adequate ventilation without trapping moisture.

Outdoor Furniture Cushions: Extend the life of your cushions by keeping them free of dirt and foliage. Periodically shaking or rinsing the cushions is recommended. Thoroughly flush using a hose with cold water to remove all soil and residue. For deeper cleaning, spot clean with mild soap. Do not machine wash or use chlorine bleach. Stand cushions on end and dry completely in the sun before using or storing. Do not place in dryer. To prevent mildew, never wrap in plastic for storage and ensure the cushion is completely dry before storing. Store indoors when not in use for long periods of time or during inclement weather.

FURNITURE WARRANTIES

ALL-WEATHER WICKER & FRAMES

One-year warranty on all of our All-Weather Wicker Frames from date of delivery against manufacturer defects and structural failure (e.g., broken frame and welds) under normal use and conditions; One-year warranty from date of delivery against fading and cracking of wicker. Frames will be replaced, repaired or refinished in the original color and style, if available; a similar color and style will be offered if the original has been discontinued.

CUSHION INSERTS

Limited One-year warranty from date of delivery against manufacturer defects or excessive deformity of cushions under normal use and conditions. Replacements and repairs will be in the original color and style, if available; a similar color and style will be offered if the original has been discontinued.

IMPORTANT LIMITATIONS

Please note that our warranties do not cover failure due to any repairs or modifications to the product after purchase, accidental damage, abuse, misuse, commercial use, or normal wear and tear, including: fading, scratched or chipped finishes, weathering under normal weather conditions, staining or discoloration. The term "lifetime" as used in this statement of warranties shall mean a period of no longer than 30 years from the date of delivery of any item covered by a one-year warranty. The limited warranties described above are extended to the original purchaser of the product only.

What is Proposition 65?

Proposition 65 is a California law that requires warning labels on products that may contain one of more than 800-plus chemicals or ingredients that the California Office of Environmental Health Hazard Assessment (OEHHA) has deemed to cause cancer or other reproductive toxicity. chemicals and elements on this list include wood dust , brass , and other everyday substances, which can be found in very common household items, such as : lamps , tableware , jewelry , crystal glasses , electric cords , beauty products , automobiles , and furniture.

Why Did I Find a Proposition 65 Warning on My Home Goods Product?

We include Proposition 65 warnings on all of our products because there is always a chance that one of the 800-plus common chemicals and ingredients listed under this law could potentially be on our furniture or packing materials. We risk large fines under this law , if we don't include this warning.

Should I worry?

We realize you may be worried finding this warning on our products , but we want to reassure you that the hazardous exposure limits for any of these chemicals have never been found on furniture products that we've shipped to our customers. Additionally, this warning label is very common and can be found on almost every piece of furniture sold in the state of California.

Just How Common Are Proposition 65 Warnings?

Proposition 65 warnings have become so common in California that it is hard to take a trip to local bank, grocery store , or restaurant without finding at least one warning. In fact, even the Disney Land Resort has a Proposition 65 warning:

