



Buy it for looks. Buy it for life.®

Specifications

DESCRIPTION

- Metal construction
- Installs on 10" (254mm) centers minimum
- Designed to be installed on rough deck up to 2-3/4"
- Accommodates 1-1/4" (32mm) additional finish deck
- 24" quick connect hoses
- Integral 1/2" PEX connections
- Includes (2) 1/2" CPVC adapters
- Includes test plug
- Includes spout shank tool
- No cut adjustable spout shank
- 140715 Kit available separately to connect to 1/2" cold expansion PEX

OPERATION

- Can be installed with any Moen deck mounted Roman tub trim kit
- Rotate hot side handle counterclockwise to open (clockwise to close) and the cold side handle clockwise to open (counterclockwise to close)

FLOW

- Designed to deliver 13 gpm at 45 psi. (49L/min)

CARTRIDGE

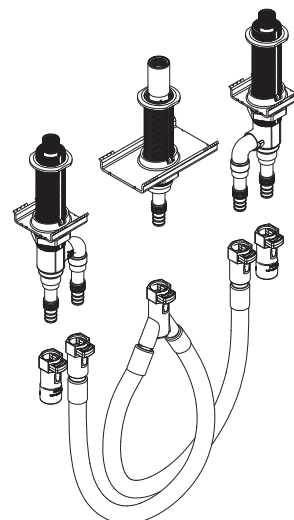
- Nonmetallic and stainless steel materials

STANDARDS

- Designed and manufactured to comply with the applicable requirements of: ASME A112.18.1/CSA B-125.1, ASTM F1807, CSA B137.5 for PEX, ASTM D2846, CSA B137.6 for CPVC and all applicable requirements referenced therein
- 1/2" PEX fittings compatible with PEX tubing manufactured to ASTM F877
- 1/2" CPVC fittings manufactured to ASTM D2846

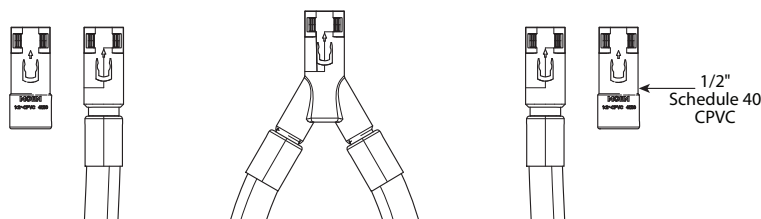
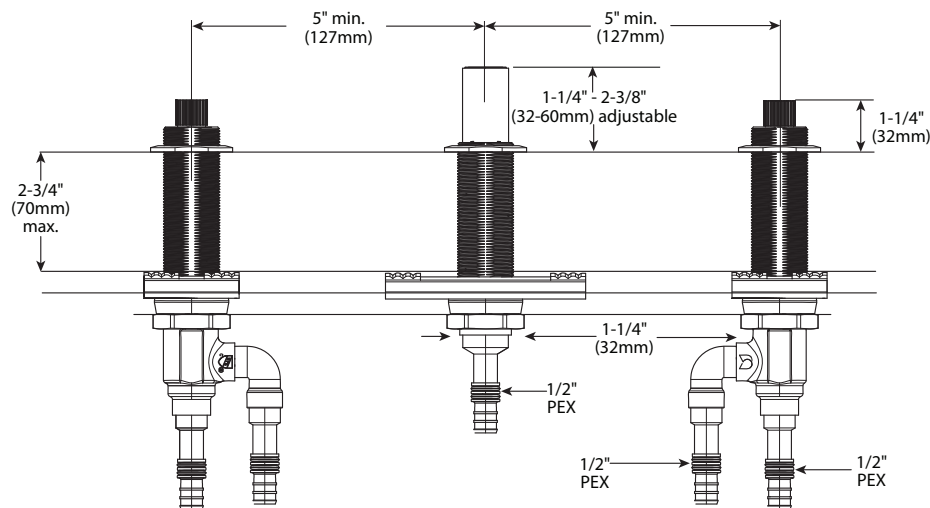
WARRANTY

- Lifetime limited warranty against leaks, drips and finish defects to the original consumer purchaser
- 5 year warranty if used in commercial installations



**Adjustable Roman Tub Valve
(104465 Thermostatic mixing
valve sold separately)**

Model: 4793



CRITICAL DIMENSIONS

(DO NOT SCALE)