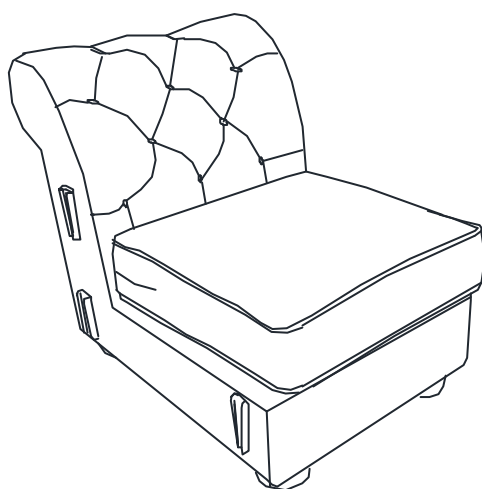
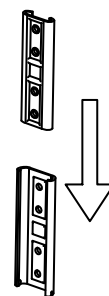
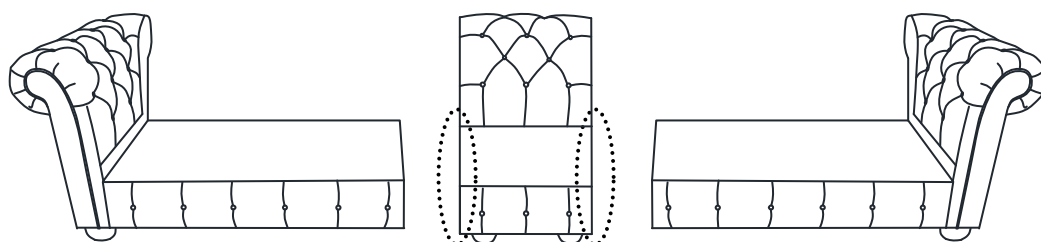


ASSEMBLY INSTRUCTION

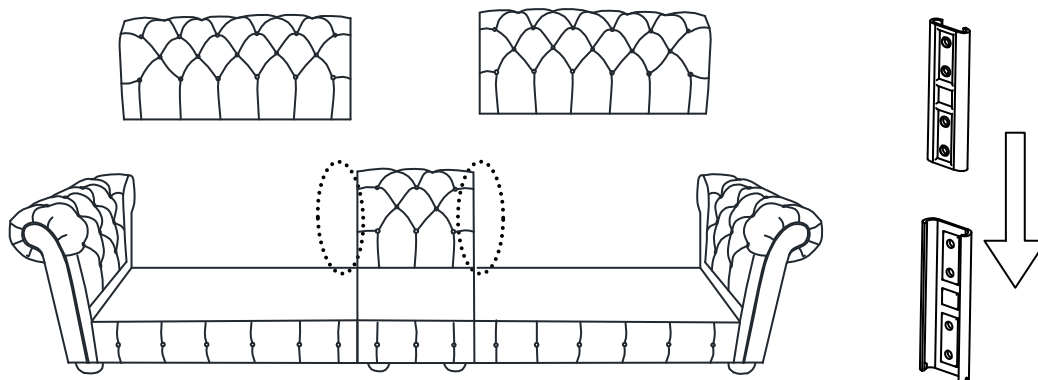
TUFTED EXTENSION CHAIR




-
- 1** Hook on Seat Frame of Chair, Love Seat or Sofa to Tufted Extension Chair Seat properly.
(Seat Frame of Chair, Love Seat or Sofa are not in the Corner Seat carton)



-
- 2** Hook on Back Frame of Chair, Love Seat or Sofa to Tufted Extension Chair Back properly.
(Back Frame of Chair, Love Seat or Sofa are not in the Corner Seat carton)



-
- 3** Put the Cushion on Sofa Frame. The assembly is completed.
PS. There are Four section for select as below shown. Thank you.



Cleaning & Care

Treat surface with care. Surface is resistant to scratches but is not scratch resistant.
Clean surfaces with a dry or damp soft cloth. Do not use abrasive cleaners.