

## Features

- Includes face plate with handle, shower arm with flange and showerhead.
- Single lever handle controls both on/off activation and temperature setting.
- Coordinates with Forte faucets and accessories to complete your bathroom.
- Includes single function 2.0 gpm (7.6 l/min) showerhead with Katalyst® Air Induction Technology..
- Showerhead features MasterClean™ sprayface for easy cleaning.
- Pressure-balancing diaphragm technology maintains outlet temperature within +/-3 degrees Fahrenheit during water pressure fluctuations.

## Material

- Premium material construction with metal handle ensures reliability and durability.
- KOHLER finishes resist corrosion and tarnishing.

## Installation

- Trim set requires valve to complete installation.

## Required Products/Accessories

[illegible]

## Codes/Standards




ASME A112.18.1/CSA B125.1  
DOE - Energy Policy Act 1992  
EPA WaterSense®

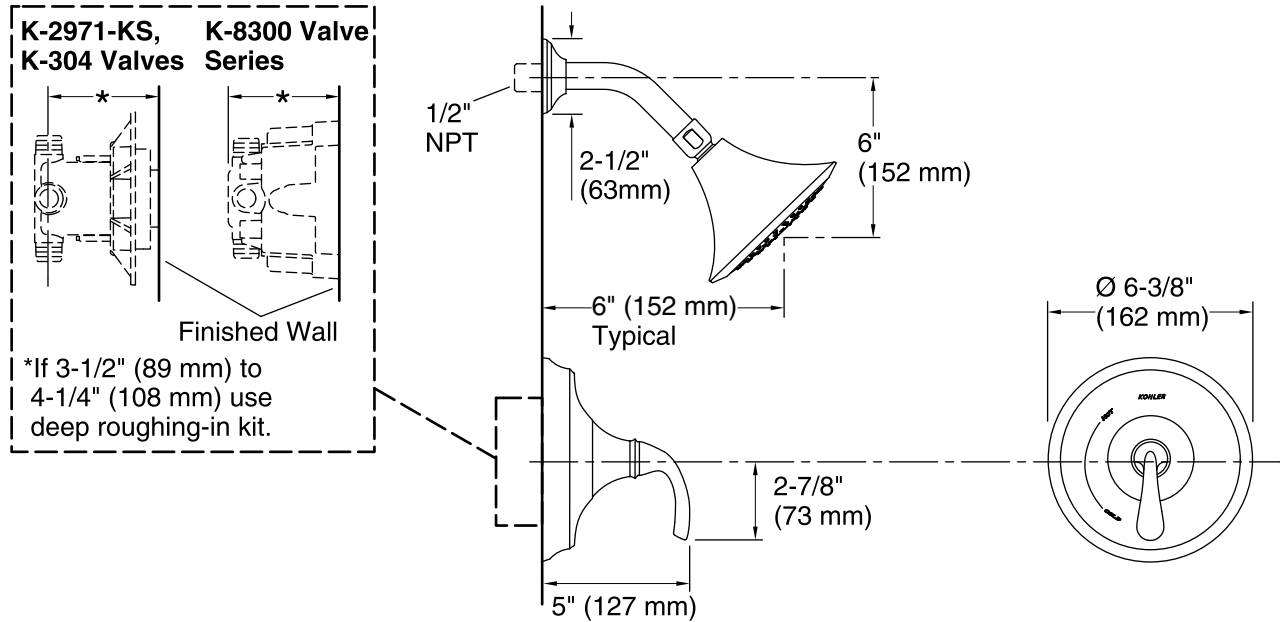
## KOHLER® Faucet Lifetime Limited Warranty

See website for detailed warranty information.

## Available Colors/Finishes

*Color tiles intended for reference only.*

Color	Code	Description
	CP	Polished Chrome
	G	Brushed Chrome
	BN	Vibrant® Brushed Nickel



## Technical Information

All product dimensions are nominal.

### Showerhead/Body Spray:

Rated maximum flow: 2 gal/min (7.6 l/min)

Pressure: 80 psi (5.5 bar)

## Notes

Install the product according to the installation guide.

NOTICE: Risk of product damage. Long screws for installing trim can damage the K-2971-KS valve. Consult the trim installation guide to verify if the thin wall installation kit (88526) is needed.