

Collection: DOWNTOWN

Product #: PLB0020-45-L1

**\*\* NOTE \*\***

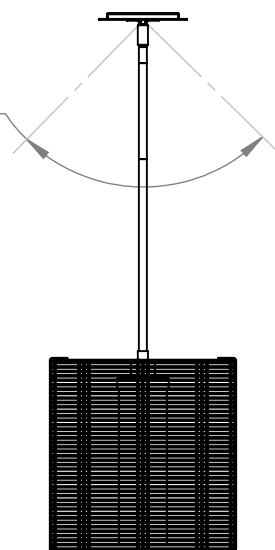
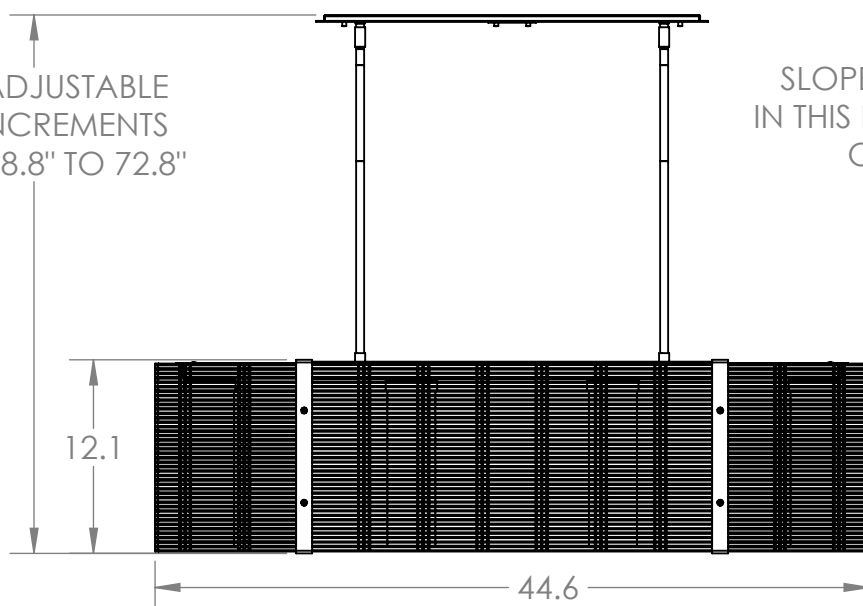
DRIVER TO BE INSTALLED IN J-BOX.  
MINIMUM SIZE OF J-BOX REQUIRED IS  
4" L x 4" W x 1.5" H

FROSTED GLASS CYLINDERS

COARSE, WOVEN,  
PATTERNED, URBAN  
MESH

OAH ADJUSTABLE  
IN 3" INCREMENTS  
FROM 18.8" TO 72.8"

SLOPE MOUNT  
IN THIS DIRECTION  
ONLY



Visit [hammertonsstudio.com](http://hammertonsstudio.com) for product options and specifications.

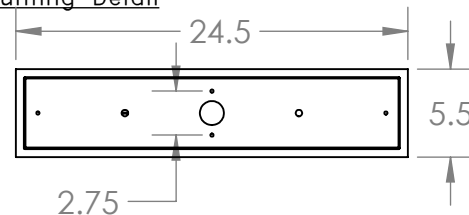
6/22/2017 (A)

|                                  |                  |                                       |                          |
|----------------------------------|------------------|---------------------------------------|--------------------------|
| Mounting Packet: X               | Weight(lbs.): 21 | Electrical Type: LED                  | CCT: 2700 K              |
| UL Location: DRY                 |                  | Elec. Qty: 4                          | Wattage: 21 Voltage: 120 |
| Finish: SEE WEB SITE FOR OPTIONS |                  | Source Lumens: Up: N/A                | Down: 1370               |
| Top Diffuser: OPEN               |                  | Dimmable: Forward/Reverse Phase To 1% |                          |
| Bottom Diffuser: OPEN            |                  | CRI: 93+                              | Power Factor: >0.9       |

All fixtures created by Hammerton are handcrafted by artisans. Dimensions may vary up to 7/8".

© Copyright 2016. All rights in design, detail or invention of this drawing are reserved as the property of Hammerton. Any imitation or adaptation without written consent is strictly prohibited.

Hammerton Inc. 217 Wright Brothers Dr. Salt Lake City, UT 84116 (801)973-8095

**Mounting Detail**

MOUNTS TO J-BOX AND CEILING