



Dexter™ 0.125 gpf.
1-Pint Urinal
K-5452-ET

Features

- Washout urinal.
- 3/4" top spud.
- 1-pint or 0.125 gpf (0.47 lpf).
- Includes inlet and outlet spuds and hangers.
- Includes anti-backsplash wall.
- 14-3/4" (375 mm) extended rim.

Material

- Vitreous china.

Components

Additional included component/s: 3/4" Inlet Spud, 2" Outlet Spud, and Hanger (1 required).



ADA

Codes/Standards

ASME A112.19.2/CSA B45.1
DOE - Energy Policy Act 1992
EPA WaterSense®
ADA
ICC/ANSI A117.1


KOHLER® One-Year Limited Warranty

See website for detailed warranty information.

Available Color/Finishes

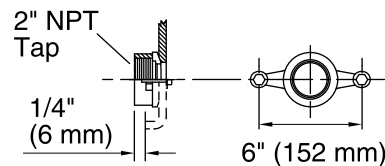
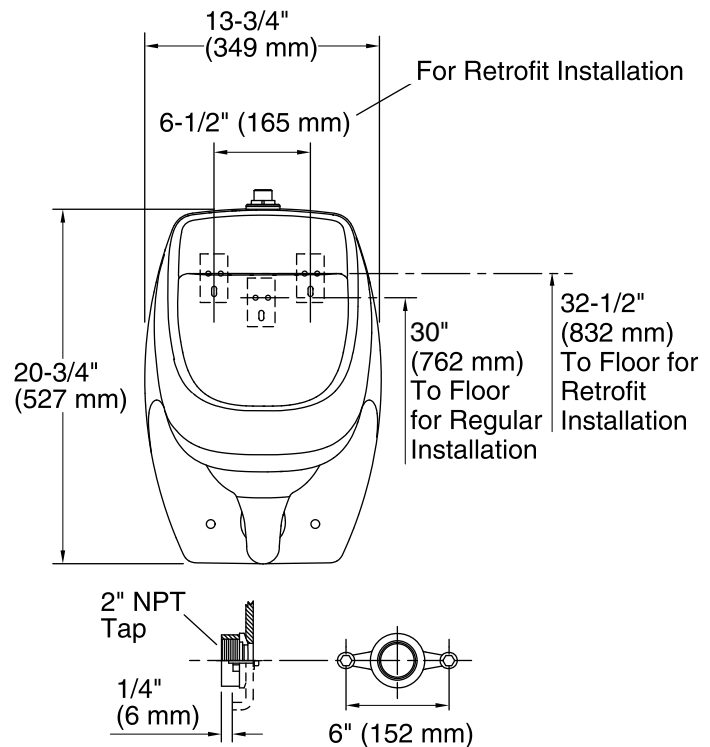
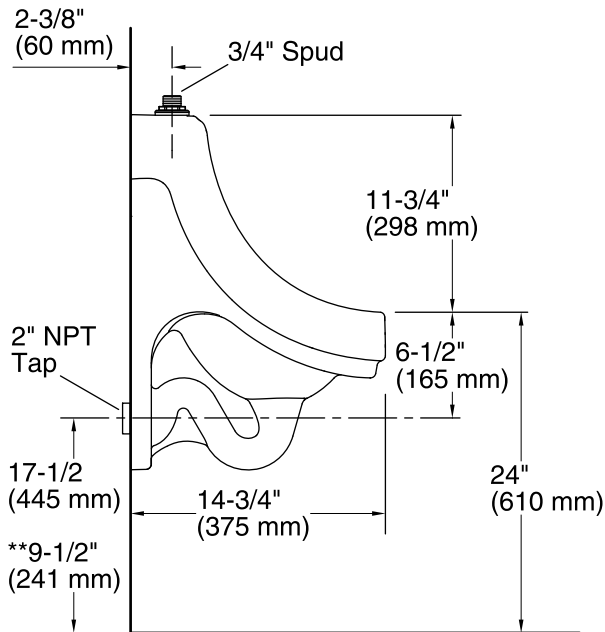
Color tiles intended for reference only.

Color Code Description

	0	White
--	---	-------

* Urinal complies with ADA

**Recommended outlet height for ADA compliance.



Spud Detail

Technical Information

All product dimensions are nominal.

Flush outlet technology: Washout

Spud size: 3/4", Inlet, Top

Min. Water per Flush: 0.125 gal (0.5 L)

Max. Water per Flush: 0.125 gal (0.5 L)

Designed for the above water use when installed with a water-saving flushometer.

Pressure and Supply Requirements

Fixture pressure min 25 psi (172.4 kPa)
 (static):

Fixture pressure max 80 psi (551.6 kPa)
 (static):

Notes

Designed only for use with a 0.125 gpf (0.5 lpf) flushometer.

Install this product according to the installation instructions.

ADA compliant when installed to the specific requirements of these regulations.