

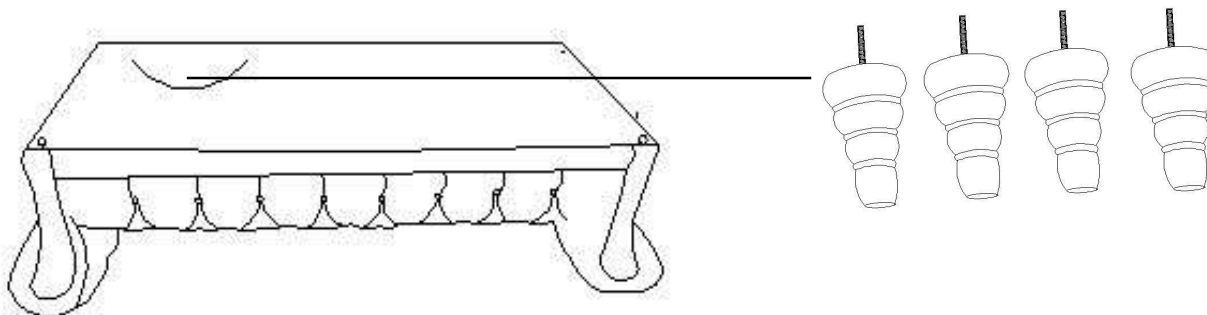


Assembly Instruction

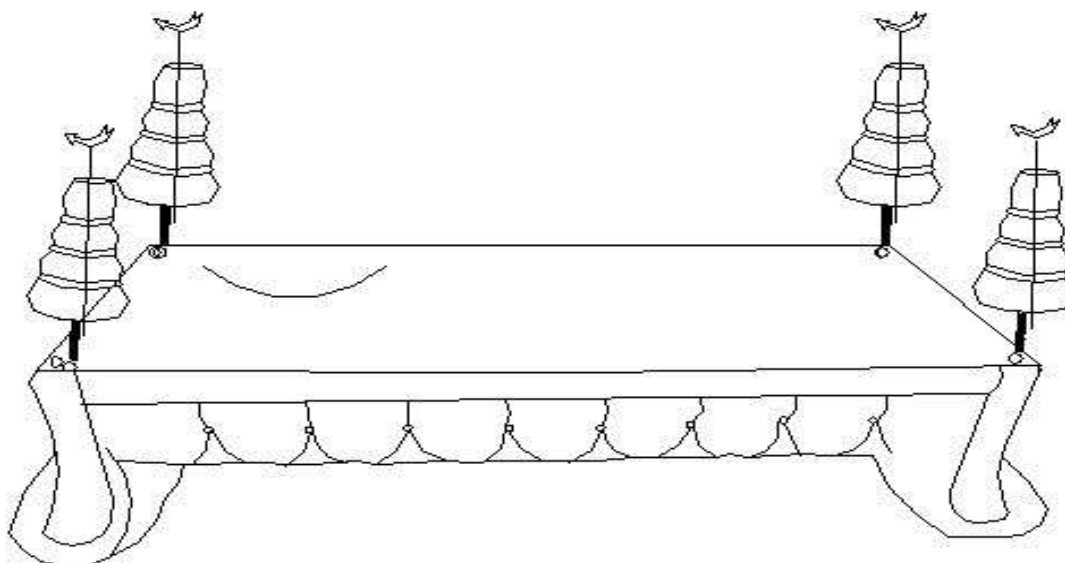
SOFA, 100% POLYESTER

NO	DRAWING	QTY	DESCRIPTION
A		1	SOFA
B		4	LEG

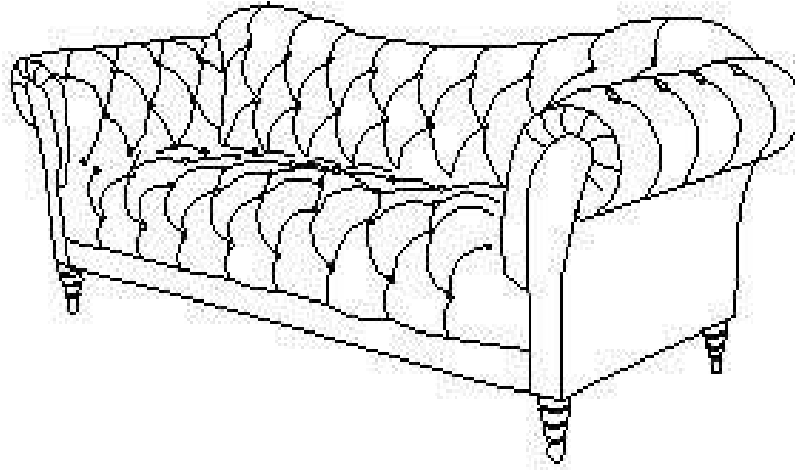
Step#1 Take out the legs from the bottom of the sofa for assembly.



Step#2 Align the legs to the pre-drilled holes as shown in drawing, rotate the legs in order to tighten it in secure and proper position.



Step#3 Place the sofa with upright position.



Care instruction for 100% polyester furniture.

In order to maintain the original appearance of your 100% polyester furniture, please follow below simple care procedures:

- Avoid exposing furniture directly to sunlight or heating and air conditioning outlets.
Sunlight and/or exposure to heating and air conditioning outlets will fade/damage fabrics.
Do not place your upholstered furniture too close to windows, radiators, or vents, and be sure to use windows, radiators, or vents.
- Vacuum or wipe with a cloth regularly to remove dust.
- Clean 100% polyester furniture with professional cleanser.