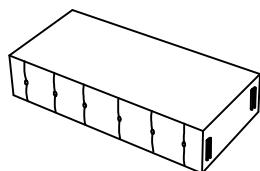


# ASSEMBLY INSTRUCTION

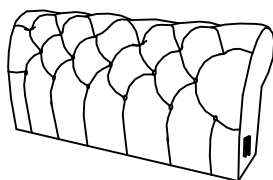
## TUFTED LOVESEAT IN BEIGE LINEN

**A** Seat Frame



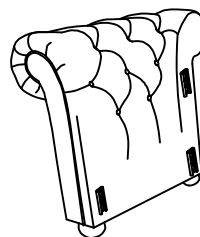
1pc

**B** Back Frame



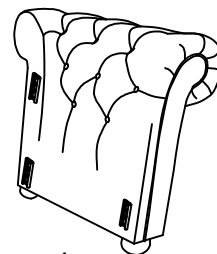
1pc

**C** Left Panel



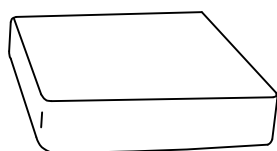
1pc

**D** Right Panel

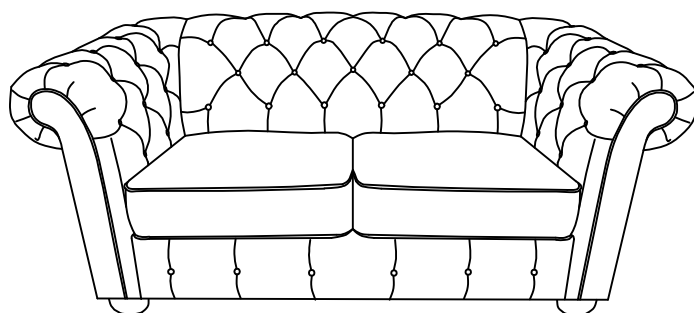


1pc

**E** Seat Cushion

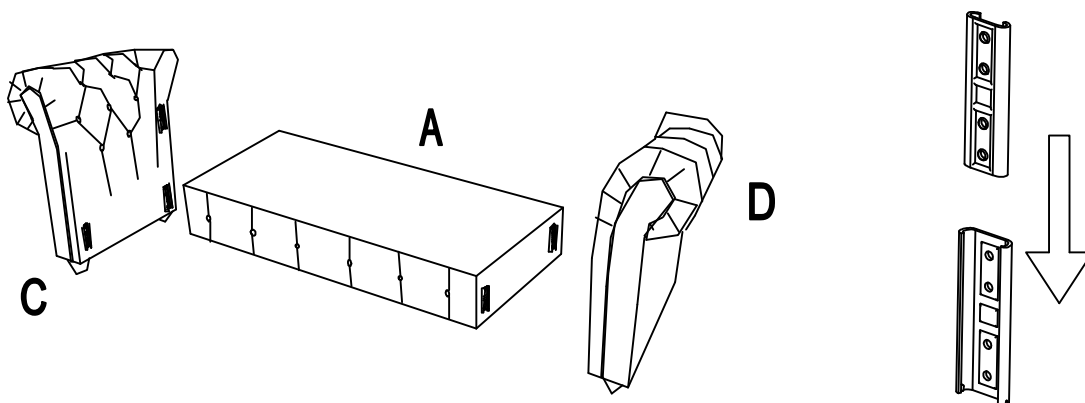


2pcs

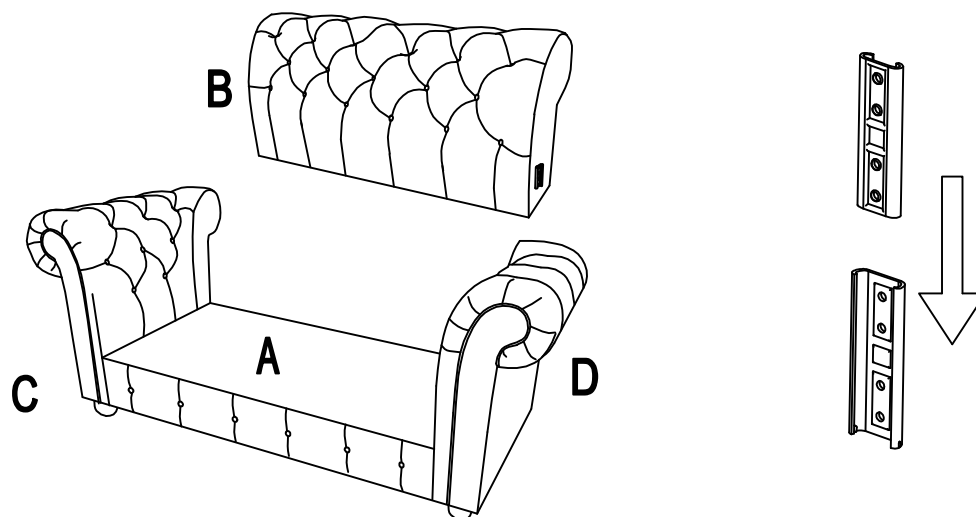


This page lists all the contents included in the box. As you unpack and prepare for assembly, place the contents on a carpeted or padded area to protect them from damage.

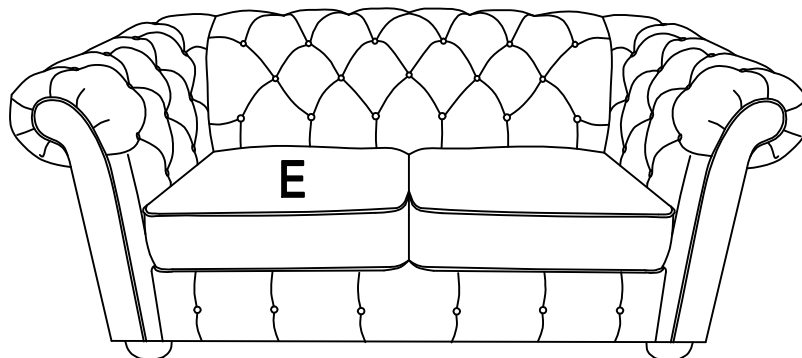
- 
- 1** Hook on the Left Panel (C) & Right Panel (D) to Seat Frame (A) properly.



- 
- 2** Hook on the Back Frame (B) to Left Panel (C) & Right Panel (D) properly.



- 
- 3** Place Seat Cushion (E) on the chair properly. The assembly is complete.



---

### Cleaning & Care

Treat surface with care. Surface is resistant to scratches but is not scratch resistant. Clean surfaces with a dry or damp soft cloth. Do not use abrasive cleaners.