






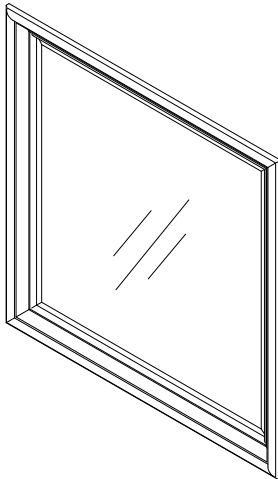
ASSEMBLY INSTRUCTION

DESCRIPTION : MIRROR

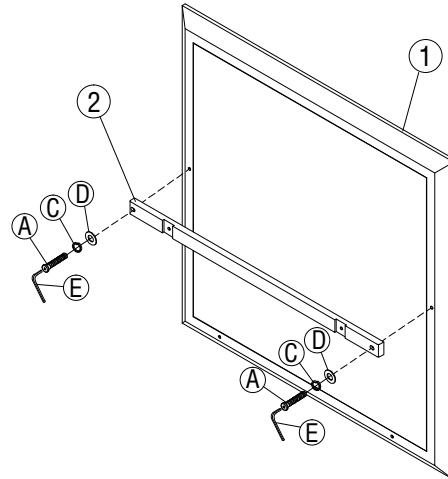
Thank you for purchasing this quality product. Be sure to check all packing material carefully for small Hardware which may have come loose inside the carton during shipment. Identify and count all Hardware and compare with the Hardware List Below.

Part List		
NO.	Description	Q.ty
①	Mirror	1 Pc
②	Mirror Support -1	1 Pc
③	Mirror Support -2	2 Pcs
④	Dresser	1 Pc

Hardware List			
Ⓐ	JCBC Screw $\text{Ø}1/4"$ x 38mm		8 Pcs
Ⓑ	JCBC Screw $\text{Ø}1/4"$ x 30mm		2 Pcs
Ⓒ	Spring Washer $\text{Ø}1/4"$		10 Pcs
Ⓓ	Flat Washer $\text{Ø}1/4"$ x 19mm x 1mm		10 Pcs
Ⓔ	Allen Key		1 Pc



STEP 1:



STEP 2:

