



# Revel™

## Frameless Pivot Shower Door

### K-707500-L

#### Features

- Vertical blade handles complete the look of this door.
- CleanCoat® technology creates a barrier between the water and glass to help keep your shower door looking new.
- Frameless, 1/4" (6 mm) thick Crystal Clear tempered glass door.
- No top header eliminates clearance issues.
- Frameless design emphasizes glass and creates a sleek, minimalist look.
- Self-closing mechanism offers superior performance and security against water leakage.

#### Material

- Anodized aluminum hardware prevents rusting or corrosion.

#### Installation

- Out-of-plumb adjustability allows for simpler installation.
- Can be installed to open to the left or right.
- 

#### Components

Additional included component/s: Hardware Kit.



#### Codes/Standards




ASTM C1036  
ASTM C1048  
ANSI Z97.1 (Tempered Glass)  
CPSC 16CFR 1201

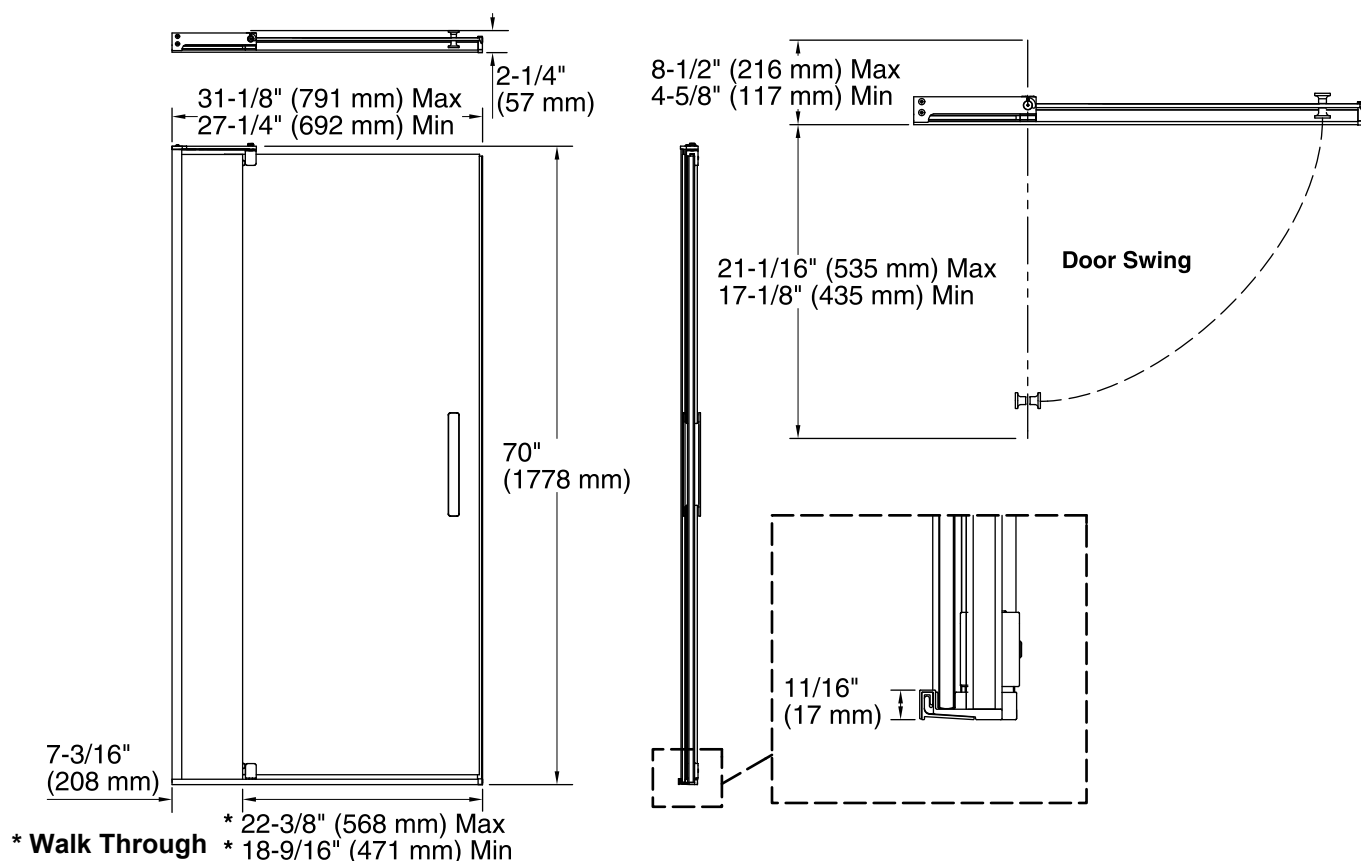
#### KOHLER® One-Year Limited Warranty

See website for detailed warranty information.

#### Available Color/Finishes

*Color tiles intended for reference only.*

Color	Code	Description
	SHP	Bright Polished Silver
	ABZ	Anodized Dark Bronze
	BNK	Anodized Brushed Nickel



## Technical Information

All product dimensions are nominal.

Installation type: For receptor installation

Opening style: Pivot

Opening Width - Min: 27-5/16" (693 mm)

Opening Width - Max: 31-1/8" (791 mm)

Walk-through - Min: 18-9/16" (471 mm)

Walk-through - Max: 22-3/8" (568 mm)

Glass thickness: 1/4" (6 mm)

## Notes

Install this product according to the installation guide.

Strike jamb is made of clear plastic and may not cover existing shower door holes.

**NOTICE:** The vertical opening should be a minimum of 74" (1880 mm) to allow clearance for installation.