

Features

- Two lever handles allow for both volume and temperature control.
- UltraGlide® engineered ceramic disc valves resist deterioration and mineral buildup, resulting in long-lasting, reliable performance.
- Handles pre-assembled on valves to simplify installation.
- Includes pop-up drain with 1-1/4" tailpiece.
- 0.5 gpm (1.9 l/min) maximum flow rate at 60 psi (4.1 bar).

Material

- Premium metal construction for durability and reliability.
- KOHLER finishes resist corrosion and tarnishing.

Installation

- Widespread.
- For 8" - 16" (203 - 406 mm) centers.

Recommended Products/Accessories

K-23726 Drain treatment
K-23723 Faucet cleaner



ADA

CSA B651

OBC

Codes/Standards




ASME A112.18.1/CSA B125.1
NSF/ANSI 61
NSF/ANSI 372
All applicable US Federal and State material regulations
DOE - Energy Policy Act 1992
California Energy Commission (CEC)
ADA
ICC/ANSI A117.1
CSA B651
OBC

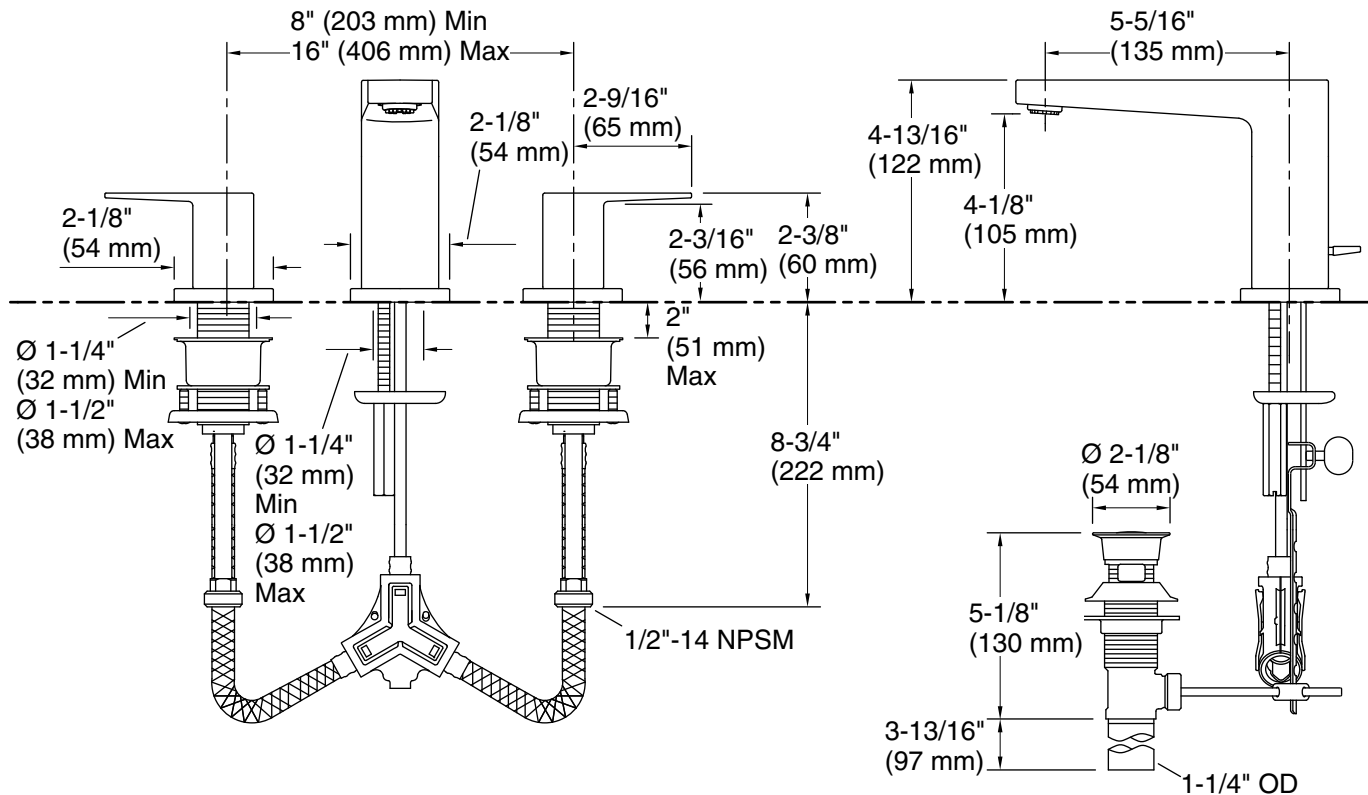
KOHLER® Faucet Lifetime Limited Warranty

See website for detailed warranty information.

Available Colors/Finishes

Color tiles intended for reference only.

Color	Code	Description
	CP	Polished Chrome
	BN	Vibrant® Brushed Nickel
	BL	Matte Black



Technical Information

All product dimensions are nominal.

Faucet:

Flow rate:	0.5 gal/min (1.9 l/min)
Pressure:	60 psi (4.1 bar)
Drain included:	Yes
Drain with overflow:	Yes
Drain tailpiece included:	Yes

Spout:

Spout reach:	2-5/16" (135 mm)
--------------	------------------

Notes

Install this product according to the installation instructions.

ADA, OBC, CSA B651 compliant when installed to the specific requirements of these regulations.