






ASSEMBLY INSTRUCTION

DESCRIPTION: Queen Poster Headboard

Thank you for purchasing this quality product. Be sure to check all packing material carefully for small Hardware which may have come loose inside the carton during shipment. Identify and count all Hardware and compare with the Hardware List Below.

PARTS LIST		
No.	Description	Qty.
①	Poster Headboard (Packed separately)	1 Pc
②	Finial (Packed with HB)	2 Pcs
③	Headboard Bed Leg Left & Right (Packed with HB)	2 Pcs
④	Bottom Rail (Packed with HB)	1 Pc

HEADBOARD HARDWARE LIST			
No.	Description	Hardware	Qty.
(A)	JCBC Screw Ø1/4" x 55mm		8 Pcs
(B)	JCBC Screw Ø1/4" x 45mm		4 Pcs
(C)	Spring Washer Ø1/4"		14 Pcs
(D)	Flat Washer Ø1/4" x 19mm x 2mm		14 Pcs
(E)	Allen Key M4		1 Pc

