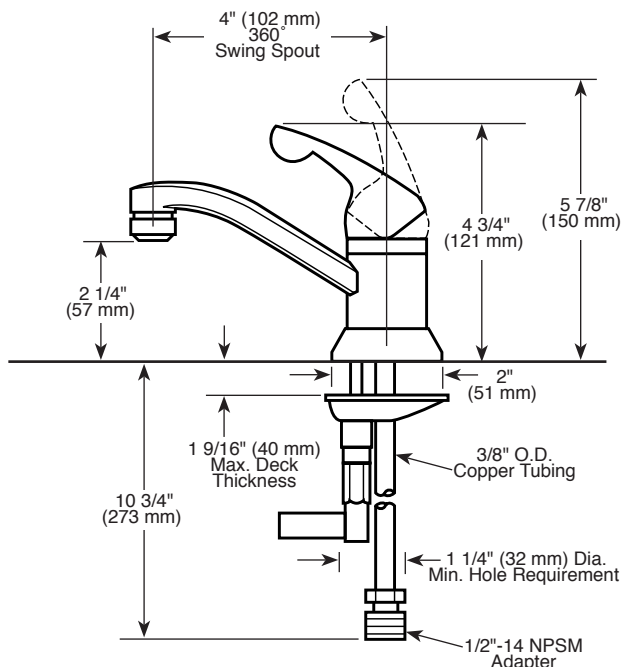
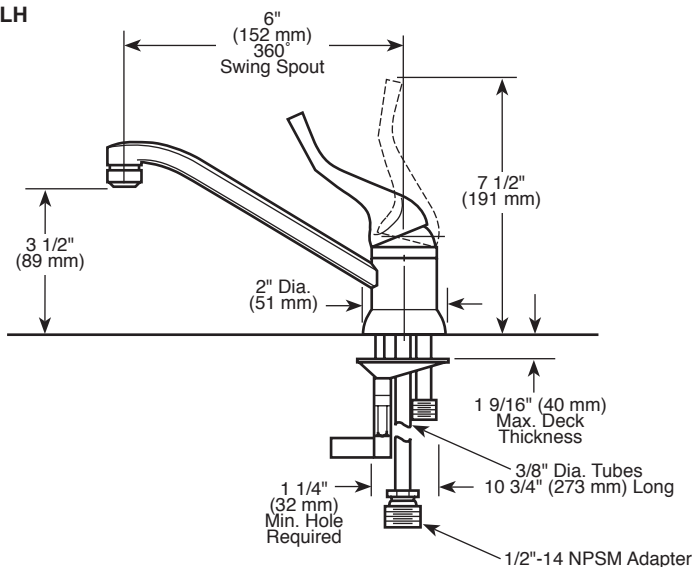


Submitted Model No.:

Specific Features:



570LF-06ELH



## LAVATORY FAUCETS

- Single Handle Deck Mount
- Single Hole Sink Applications

### STANDARD SPECIFICATIONS:

- Solid brass fabricated body.
- 4" (102 mm) spout swings 360°.
- Control handle shall return to neutral position when faucet is turned off.
- Lever handle. Control mechanism shall be of the rotating stainless steel ball type with replaceable non-metallic seats operating in stainless steel lined sockets.
- Models have 3/8" O.D. copper supply tubes - 10 3/4 (273 mm) long.
- Models supplied with 1/2"-14 NPSM adapters.

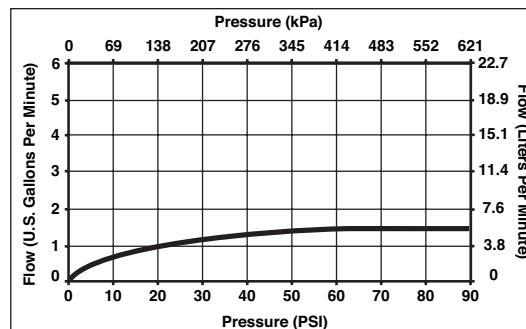
### WARRANTY

- Lifetime limited warranty on parts (other than electronic parts and batteries) and finishes: or, for commercial users, for 5 years from date of purchase.
- 5 year limited warranty on electronic parts (other than batteries); or, for commercial users, for 1 year from the date of purchase. No warranty is provided on batteries.



### COMPLIES WITH:

- ASME A112.18.1 / CSA B125.1
- Indicates compliance to ICC/ANSI A117.1
- Verified compliant with .25% weighted average Pb content regulations.



**DELTA**  
FAUCET COMPANY

Delta reserves the right (1) to make changes in specifications and materials, and (2) to change or discontinue models, both without notice or obligation. Dimensions are for reference only. See current full-line price book or [www.deltafaucet.com](http://www.deltafaucet.com) for finish options and product availability.

DSP-L-570LF-WF Rev. B

55 E. 111th Street, Indianapolis, Indiana 46280  
350 South Edgeware Road, St. Thomas, ON N5P 4L1  
© 2013 Masco Corporation of Indiana