

KUZCO LIGHTING

LUMINAIRE PHOTOMETRIC REPORT

Filename: AT68010-BK - Slate

Manufacturer: KUZCO LIGHTING

Luminaire: WALL SCONCE/ WALL MOUNT

Luminaire Cat: AT68010-BK-DC-LED

Lamp: DC LED

Lamp Cat: N/A

Ballast Desc: INPUT: 120VAC+-10%, 0.16A (MAX); OUT: 18-36VDC, 300mA 50/60Hz

Ballast Cat: NE012120030-2G

Lamp Output: Total luminaire Lumens: 607.5

Max Candela: 242.6 at Horizontal: 0°, Vertical: 0°

Input Wattage: 10.2

Luminous Opening: Rectangle w/Luminous Sides (L: 1.61", W: 9.88", H: 5.47")

Test: 1957-22

Test Date: 22 June 2022

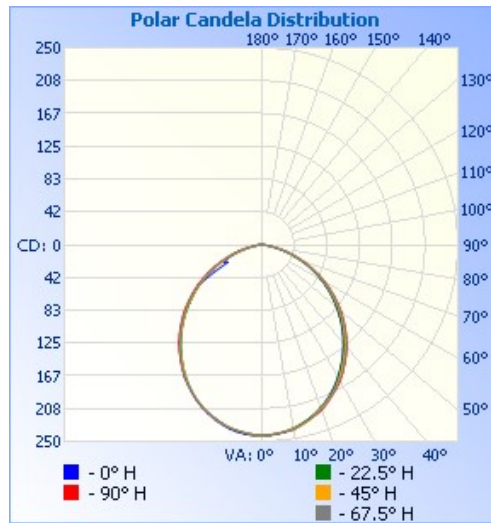
Test Lab: KUZCO LIGHTING

Photometry : Type C

CIE Class: Direct

Cutoff Class: Cutoff

Nema Type: 7 X 7


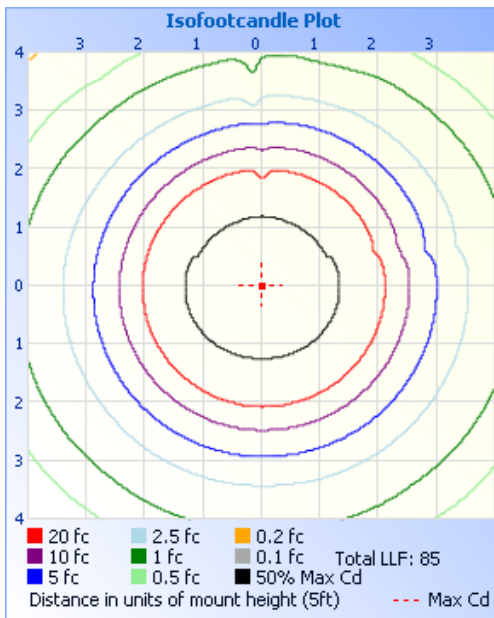


Zonal Lumen Summary

Zone	Lumens	% Luminaire
0-30	183.6	30.2%
0-40	295.9	48.7%
0-60	499.5	82.2%
60-90	100.8	16.6%
70-100	36.6	6%
90-120	3.0	0.5%
0-90	600.3	98.8%
90-180	7.2	1.2%
0-180	607.5	100%

Lumens Per Zone

Zone	Lumens	% Total	Zone	Lumens	% Total
0-10	22.8	3.8%	90-100	1.0	0.2%
10-20	64.7	10.6%	100-110	1.1	0.2%
20-30	96.1	15.8%	110-120	1.0	0.2%
30-40	112.3	18.5%	120-130	1.0	0.2%
40-50	109.4	18.0%	130-140	1.0	0.2%
50-60	94.2	15.5%	140-150	0.9	0.1%
60-70	65.1	10.7%	150-160	0.7	0.1%
70-80	30.0	4.9%	160-170	0.5	0.1%
80-90	5.7	0.9%	170-180	0.2	0%



Photometrics Pro 1.3.29 copyright 2003-2022 by jSolutions, Inc.
 Reported data calculated from manufacturer's data file, based on IES recommended methods.