

PLEASE NOTE: Check that you have received all components and hardware before assembling.

Assembly Instructions Console Table



A (1 pc)

B (2 pcs)

C (2 pcs)



D (12 pcs)



E (4 pcs)

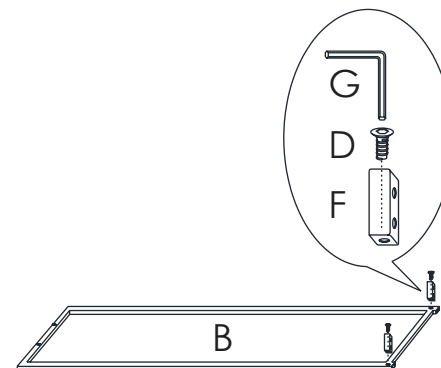


F (4 pcs)

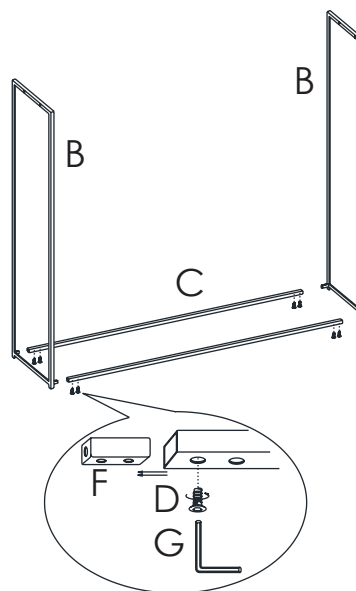


G (1 pc)

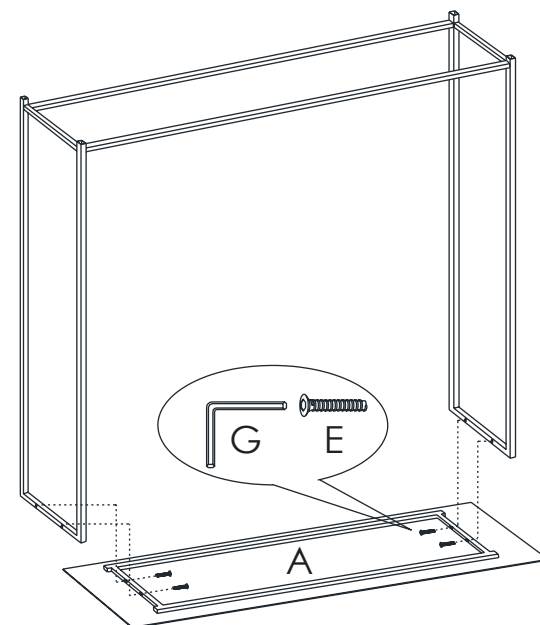
1



2



3



During assembly, hand tighten screws only. When the screws are in place, tighten completely.