

Features

- Single control actuation.
- Part of the Margaux® collection.
- Includes the K-45203 Shift Square handshower and 60" hose.

Required Accessories

K-97339 Multiproduct Mounting-block



Codes/Standards

ASME A112.18.1/CSA B125.1

DOE - Energy Policy Act 1992

EPA WaterSense®




California Energy Commission (CEC)

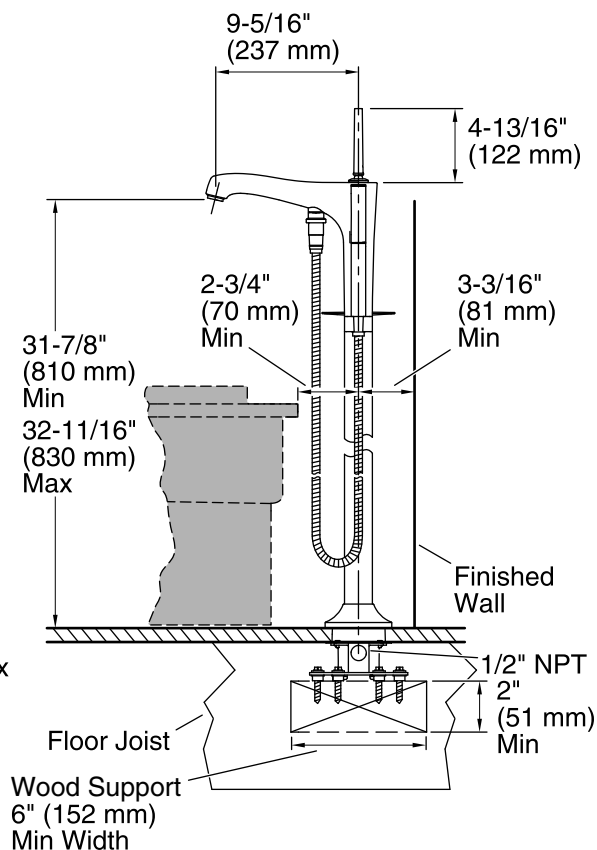
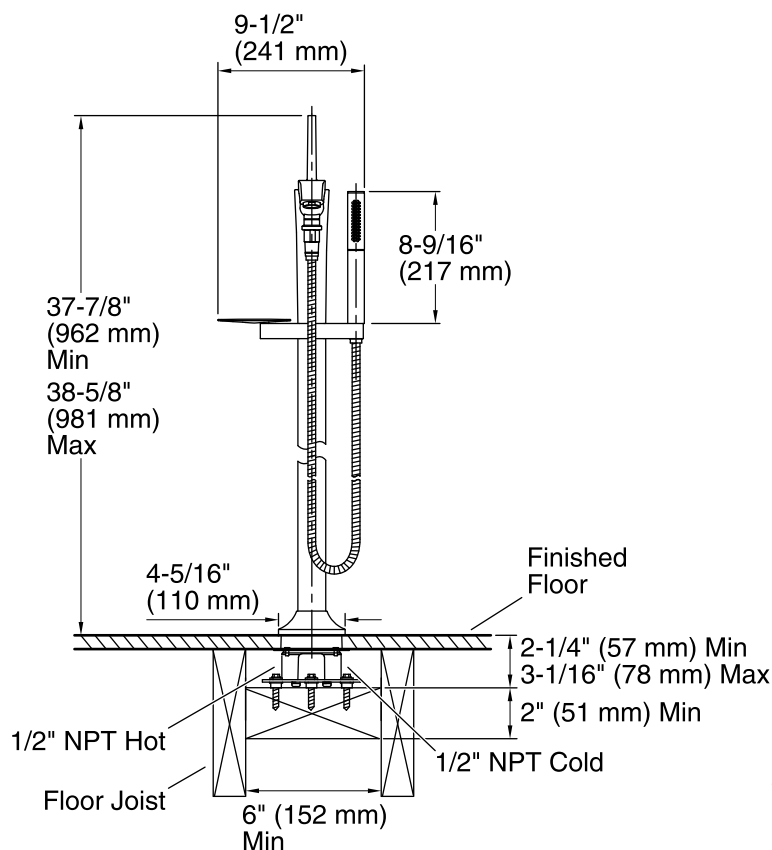
KOHLER® Faucet Lifetime Limited Warranty

See website for detailed warranty information.

Available Color/Finishes

Color tiles intended for reference only.

Color	Code	Description
	CP	Polished Chrome
	SN	Vibrant® Polished Nickel
	BN	Vibrant® Brushed Nickel



Technical Information

All product dimensions are nominal.

Valve body: Composite

Spout:

Spout reach: 9-5/16" (236 mm)

Faucet:

Flow rate: 7 gal/min (26.5 l/min)

Pressure: 45 psi (3.1 bar)

Handshower:

Rated maximum flow: 2 gal/min (7.6 l/min)

Notes

Install this product according to the installation guide.

Adequate floor support is required. The wood support must be a minimum of 2" (51 mm) thick by 6" (152 mm) wide. 2x6 lumber is NOT adequate for this application.

Concrete can be used as the floor support.
Requires 3/16" masonry drill bit and six 1/4" x
1-3/4" concrete screws, not included.