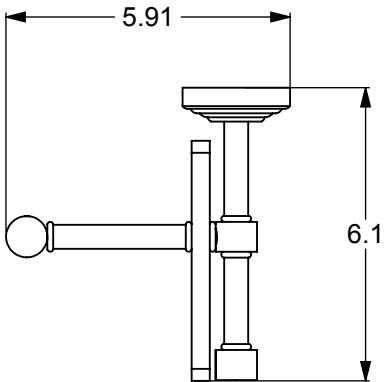


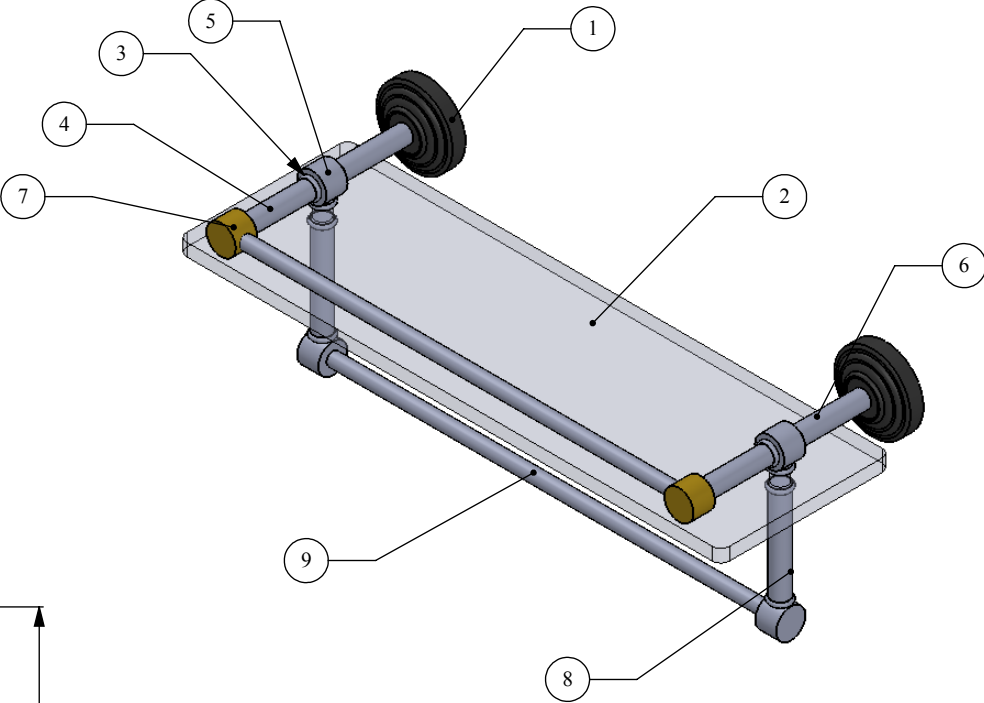


ITEM NO.	PART NUMBER	DESCRIPTION	QTY.
1	BPWV	Back Plate	2
2	GLRT-16	GLASS	1
3	CRRD-12	Connector	10
4	TU12-1.8	Tube-12, L=1.8	2
5	MR-TILT-FITT	HUB-CON	2
6	TU12-2	Tube-12, L=2	2
7	HBT TT-78	Hub	4
8	TU12-3	Tube-12, L=3	2
9	TU38-13.5	TUBE -38,L=13.5	2



UNLESS OTHERWISE STATED			INITIALS	DATE	ITEM	QTY	DRG/PART NO	CLIENT:			
DO NOT SCALE	X.XXX	+/-0.025	DESIGNED		MATERIAL		BRASS	WEIGHT		FINISH	TBD
DRAWING	X.XX	+/-0.1	DRAWN		HEAT TREAT		NA			QUANTITY	
CHAMFER ALL	X.X	+/-0.25	CHECKED		CUSTOMER			CUSTOMER No		---	
EDGES 0.5X45°	X	+/-0.75	PROJ.ENG		DESCRIPTION:				DRAWING No.		REV
DRAWING ISO	ANGLES		SAFETY								0
	X.XX	+/-0.05*	APPROVED								
	X.X	+/-0.1*	FILENAME								
	X	+/-0.5*									
		3.2/									
FIRST ANGLE PROJECTION	MACHINED FINISH								SCALE	1:4	SHEET: 01 A4